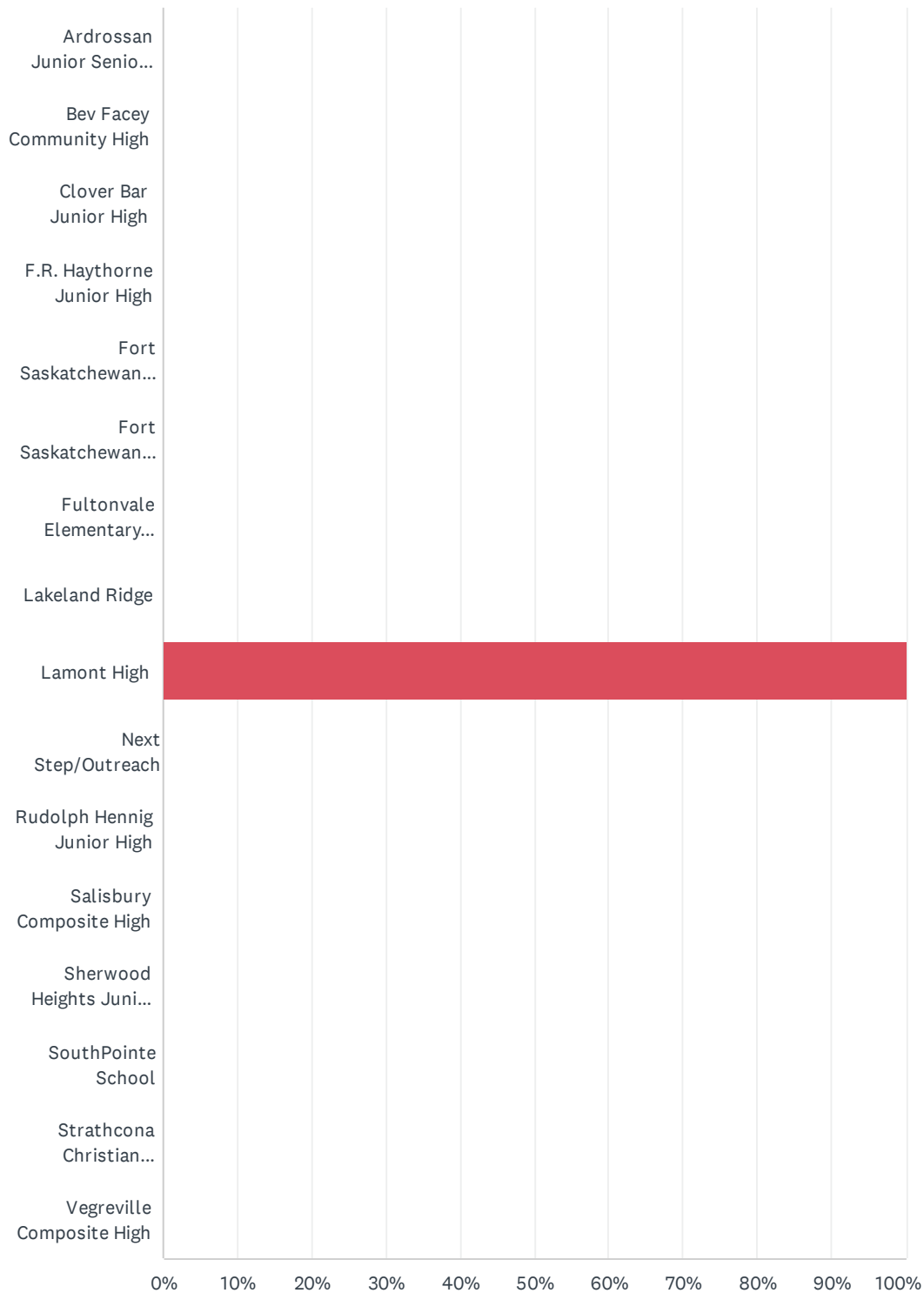


## Q1 What school do you currently attend?

Answered: 72 Skipped: 0

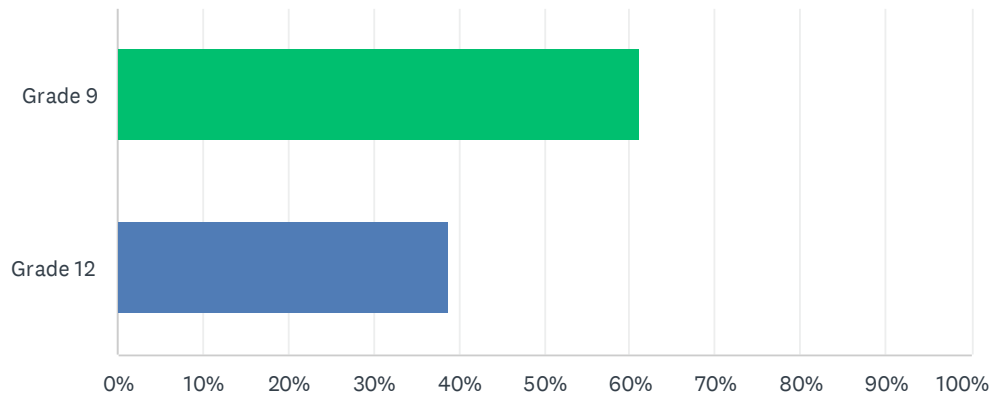


## 2022-23 EIPS Annual Feedback Survey: Students

ANSWER CHOICES	RESPONSES	
Ardrossan Junior Senior High	0.00%	0
Bev Facey Community High	0.00%	0
Clover Bar Junior High	0.00%	0
F.R. Haythorne Junior High	0.00%	0
Fort Saskatchewan Christian	0.00%	0
Fort Saskatchewan High	0.00%	0
Fultonvale Elementary Junior High	0.00%	0
Lakeland Ridge	0.00%	0
Lamont High	100.00%	72
Next Step/Outreach	0.00%	0
Rudolph Hennig Junior High	0.00%	0
Salisbury Composite High	0.00%	0
Sherwood Heights Junior High	0.00%	0
SouthPointe School	0.00%	0
Strathcona Christian Academy Secondary	0.00%	0
Vegreville Composite High	0.00%	0
TOTAL		72

## Q2 What grade are you currently in?

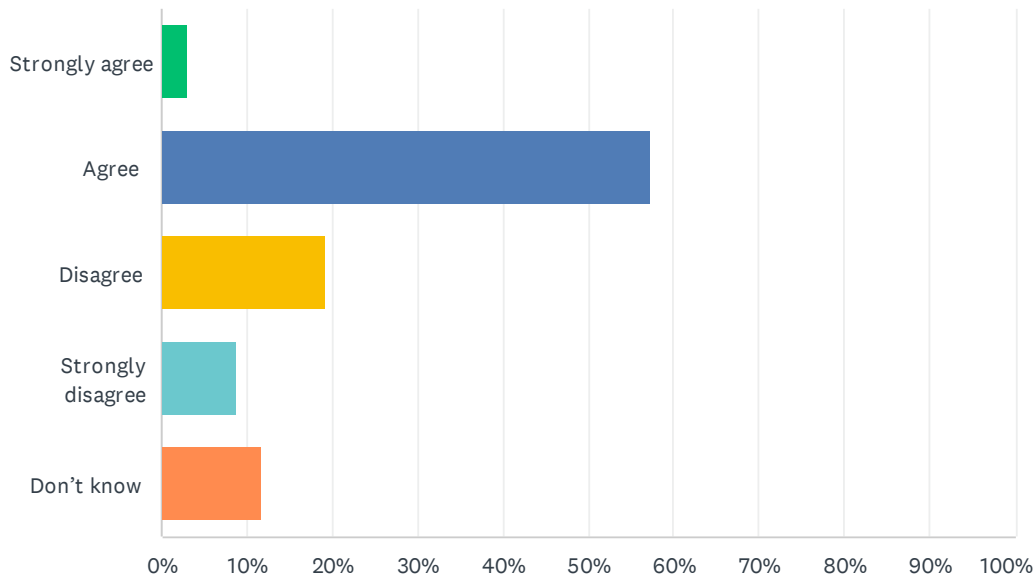
Answered: 72 Skipped: 0



ANSWER CHOICES	RESPONSES	
Grade 9	61.11%	44
Grade 12	38.89%	28
TOTAL		72

### Q3 At school, my individual learning needs are met.

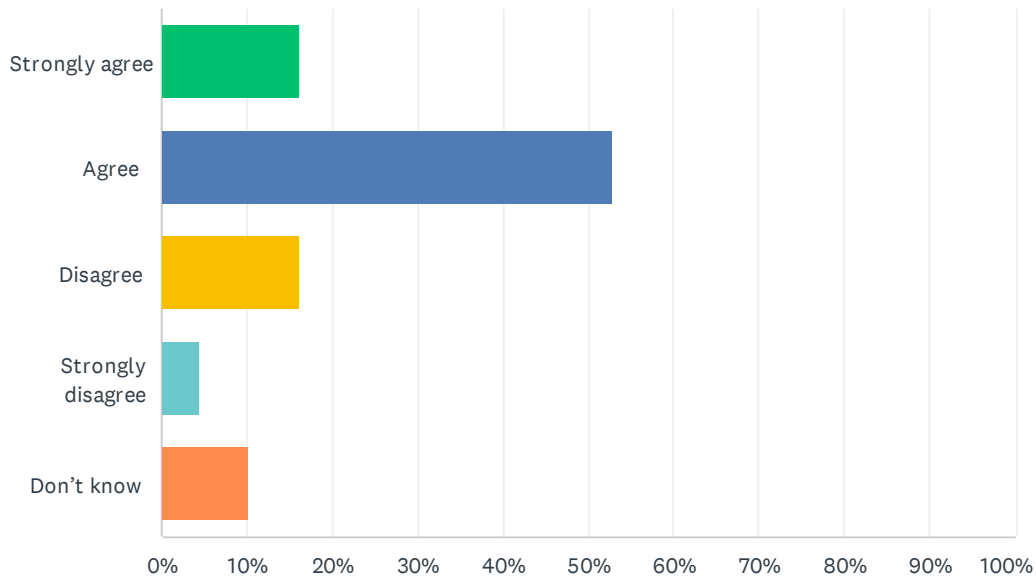
Answered: 68 Skipped: 4



ANSWER CHOICES	RESPONSES	
Strongly agree	2.94%	2
Agree	57.35%	39
Disagree	19.12%	13
Strongly disagree	8.82%	6
Don't know	11.76%	8
TOTAL		68

## Q4 At school, I'm encouraged to do my best.

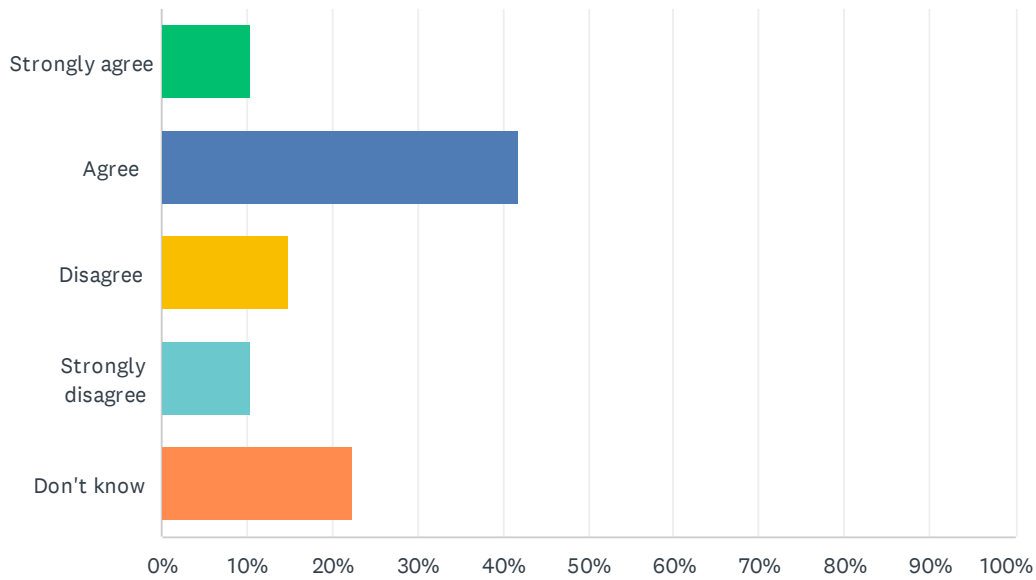
Answered: 68 Skipped: 4



ANSWER CHOICES	RESPONSES	
Strongly agree	16.18%	11
Agree	52.94%	36
Disagree	16.18%	11
Strongly disagree	4.41%	3
Don't know	10.29%	7
TOTAL		68

## Q5 I'm demonstrating growth in literacy.

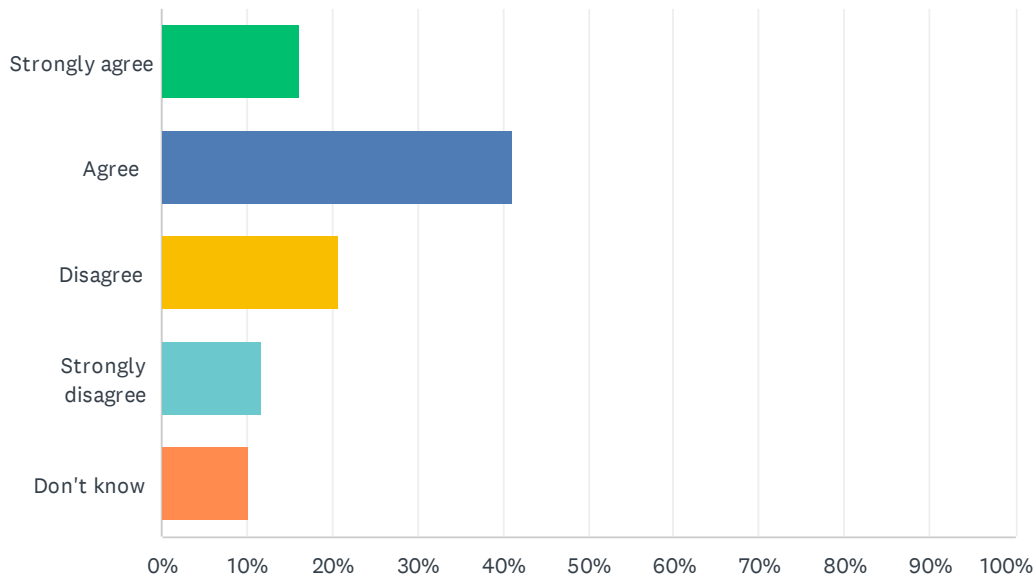
Answered: 67   Skipped: 5



ANSWER CHOICES	RESPONSES	
Strongly agree	10.45%	7
Agree	41.79%	28
Disagree	14.93%	10
Strongly disagree	10.45%	7
Don't know	22.39%	15
TOTAL		67

## Q6 I'm demonstrating growth in numeracy.

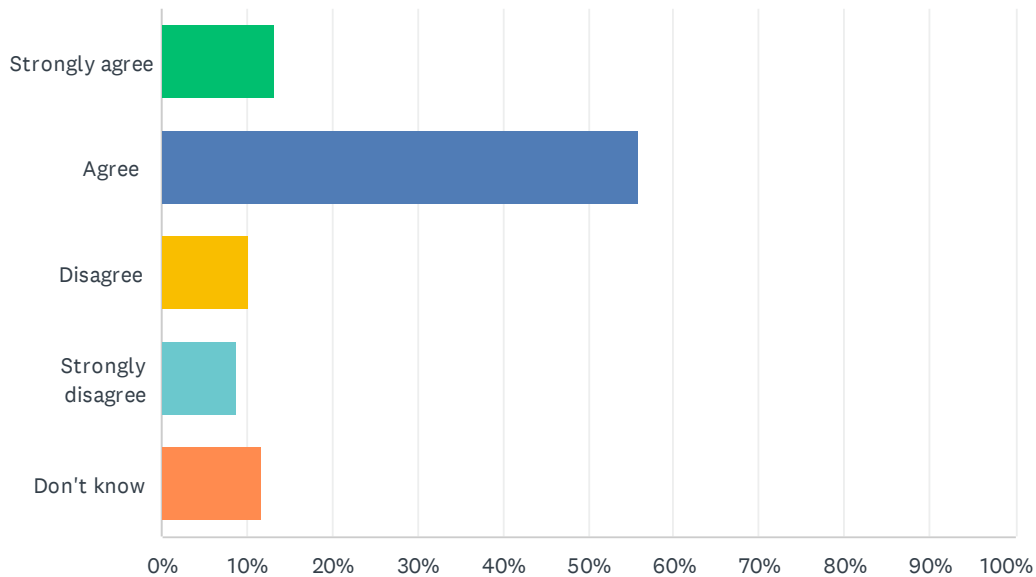
Answered: 68 Skipped: 4



ANSWER CHOICES	RESPONSES	
Strongly agree	16.18%	11
Agree	41.18%	28
Disagree	20.59%	14
Strongly disagree	11.76%	8
Don't know	10.29%	7
TOTAL		68

## Q7 I have an understanding of First Nations, Métis and Inuit culture and history.

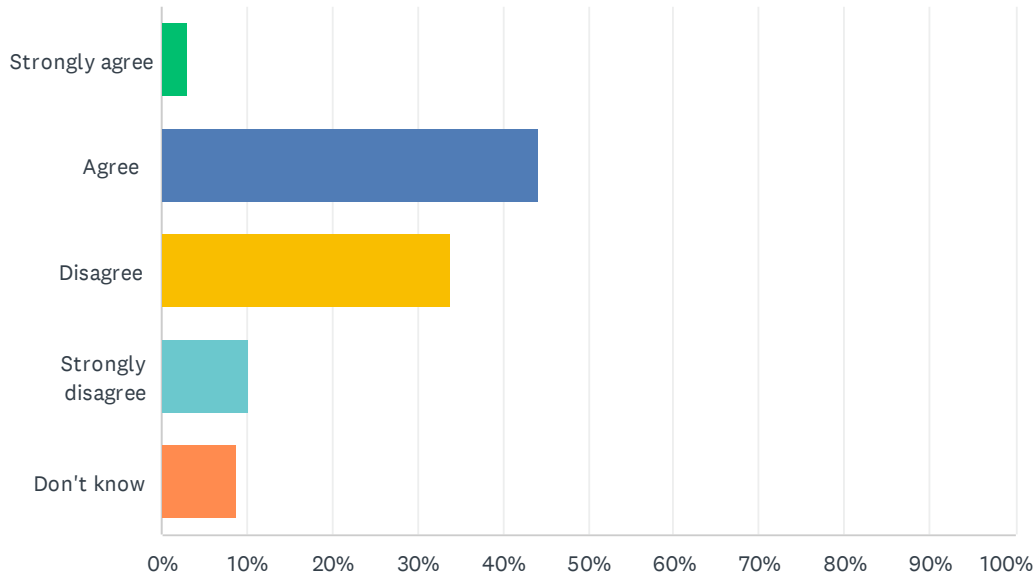
Answered: 68 Skipped: 4



ANSWER CHOICES	RESPONSES	
Strongly agree	13.24%	9
Agree	55.88%	38
Disagree	10.29%	7
Strongly disagree	8.82%	6
Don't know	11.76%	8
TOTAL		68

## Q8 I'm learning the knowledge, skills and attitudes necessary to be successful in life.

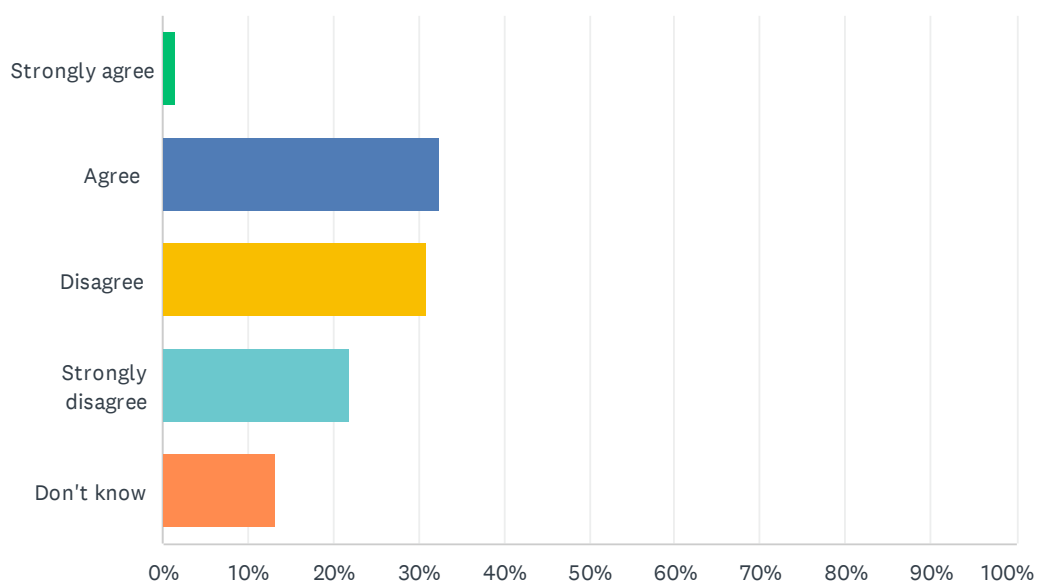
Answered: 68 Skipped: 4



ANSWER CHOICES	RESPONSES	
Strongly agree	2.94%	2
Agree	44.12%	30
Disagree	33.82%	23
Strongly disagree	10.29%	7
Don't know	8.82%	6
TOTAL		68

## Q9 I feel supported by my school as I prepare for life beyond high school.

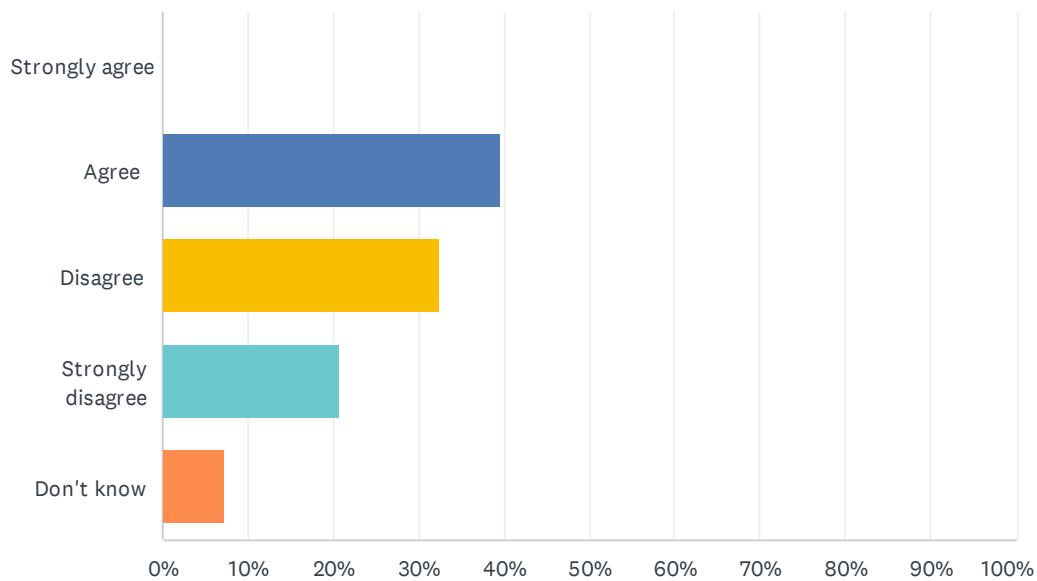
Answered: 68   Skipped: 4



ANSWER CHOICES	RESPONSES	
Strongly agree	1.47%	1
Agree	32.35%	22
Disagree	30.88%	21
Strongly disagree	22.06%	15
Don't know	13.24%	9
TOTAL		68

## Q10 I find my school work interesting and am engaged in my learning.

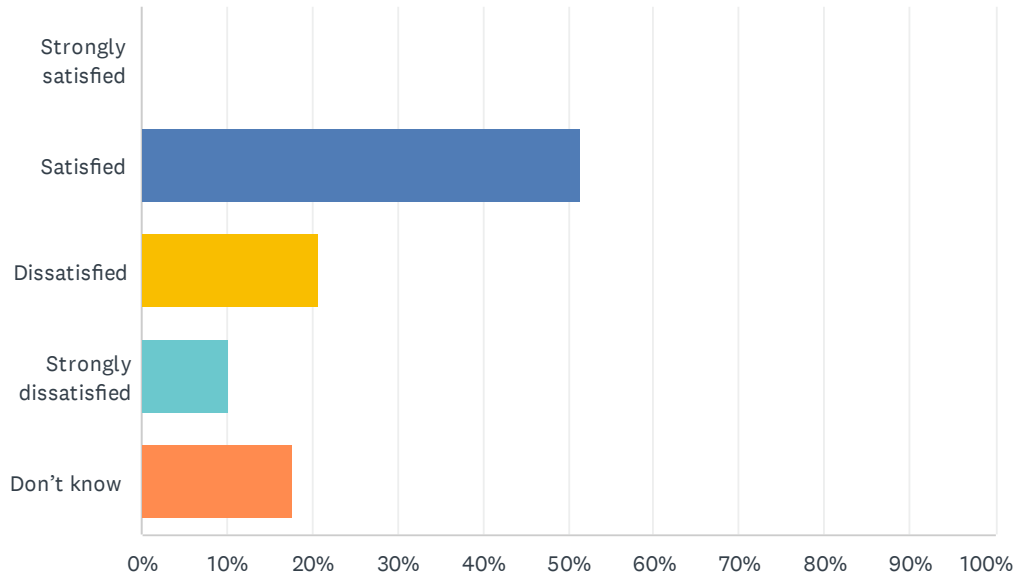
Answered: 68 Skipped: 4



ANSWER CHOICES	RESPONSES	
Strongly agree	0.00%	0
Agree	39.71%	27
Disagree	32.35%	22
Strongly disagree	20.59%	14
Don't know	7.35%	5
TOTAL		68

## Q11 How satisfied are you with the quality of education you're receiving at your school?

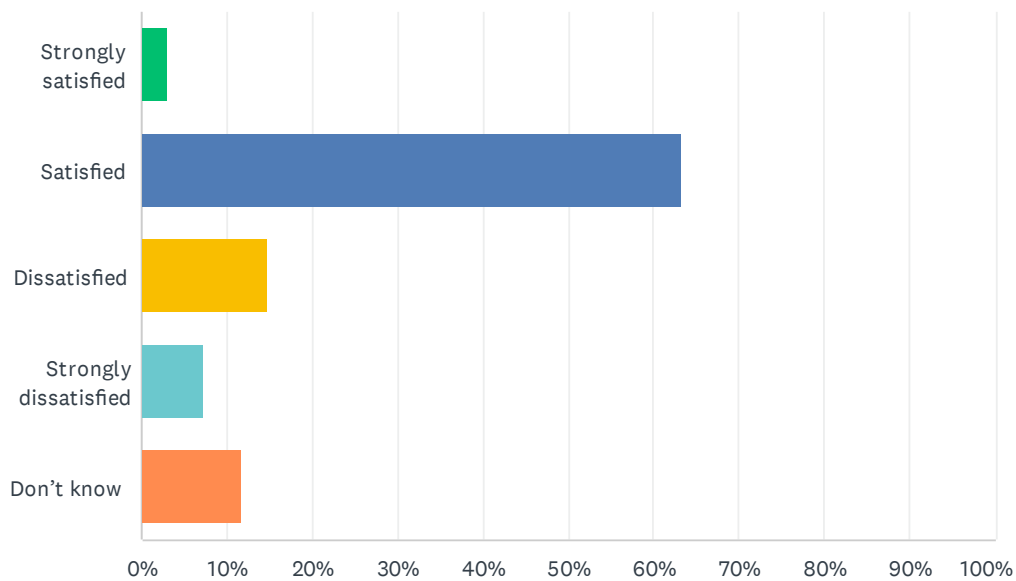
Answered: 68 Skipped: 4



ANSWER CHOICES	RESPONSES	
Strongly satisfied	0.00%	0
Satisfied	51.47%	35
Dissatisfied	20.59%	14
Strongly dissatisfied	10.29%	7
Don't know	17.65%	12
TOTAL		68

## Q12 How satisfied are you with the quality of teaching you're receiving?

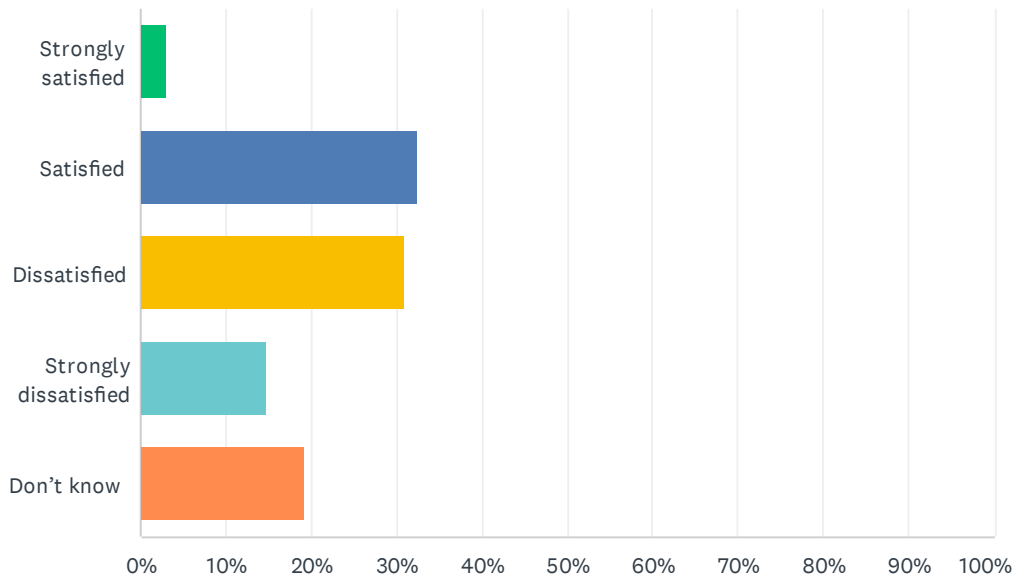
Answered: 68 Skipped: 4



ANSWER CHOICES	RESPONSES	
Strongly satisfied	2.94%	2
Satisfied	63.24%	43
Dissatisfied	14.71%	10
Strongly dissatisfied	7.35%	5
Don't know	11.76%	8
TOTAL		68

## Q13 How satisfied are you with the leadership at your school?

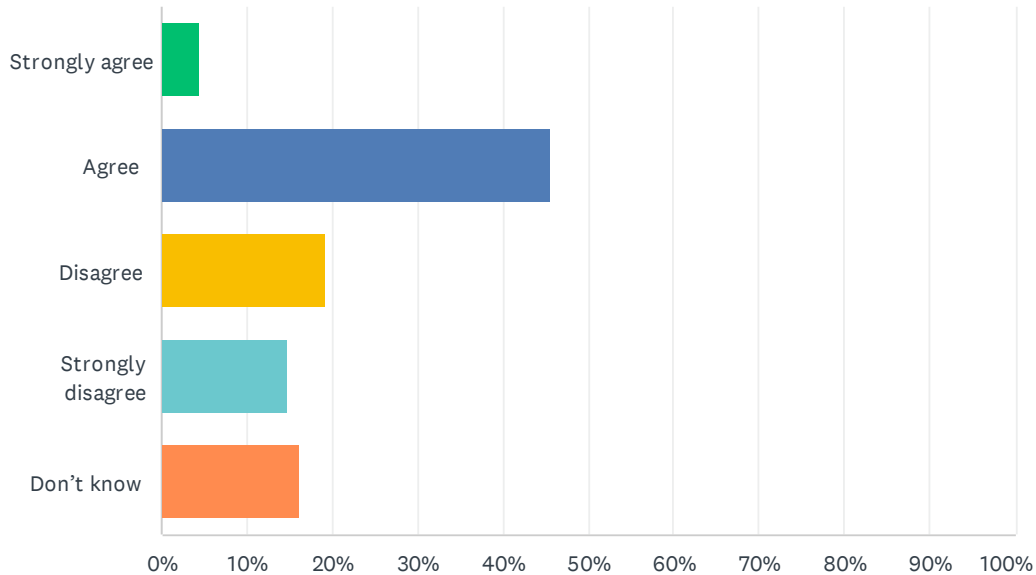
Answered: 68   Skipped: 4



ANSWER CHOICES	RESPONSES	
Strongly satisfied	2.94%	2
Satisfied	32.35%	22
Dissatisfied	30.88%	21
Strongly dissatisfied	14.71%	10
Don't know	19.12%	13
TOTAL		68

## Q14 My school encourages students to be responsible, respectful and engaged citizens.

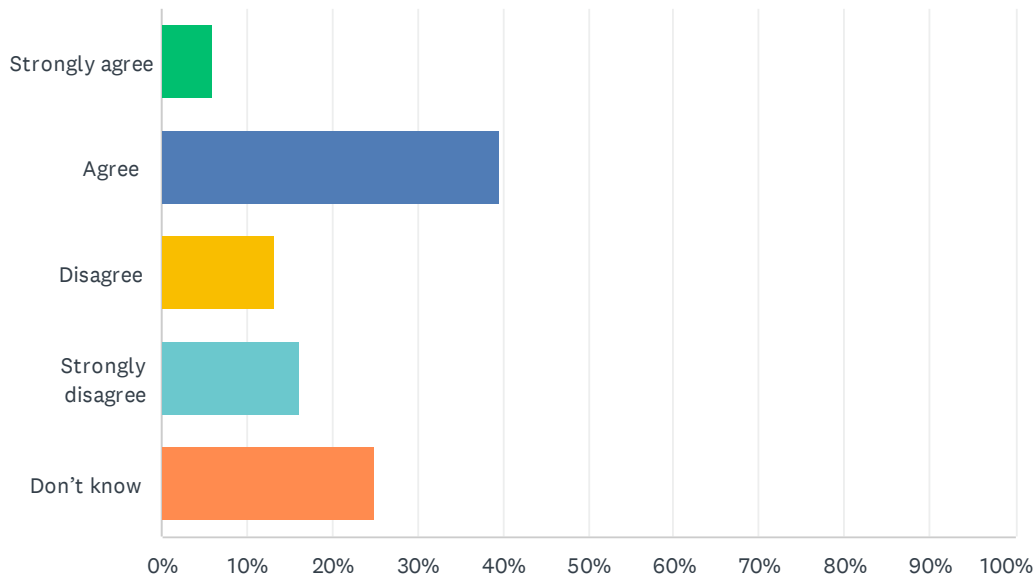
Answered: 68 Skipped: 4



ANSWER CHOICES	RESPONSES	
Strongly agree	4.41%	3
Agree	45.59%	31
Disagree	19.12%	13
Strongly disagree	14.71%	10
Don't know	16.18%	11
TOTAL		68

## Q15 The staff at my school care about me.

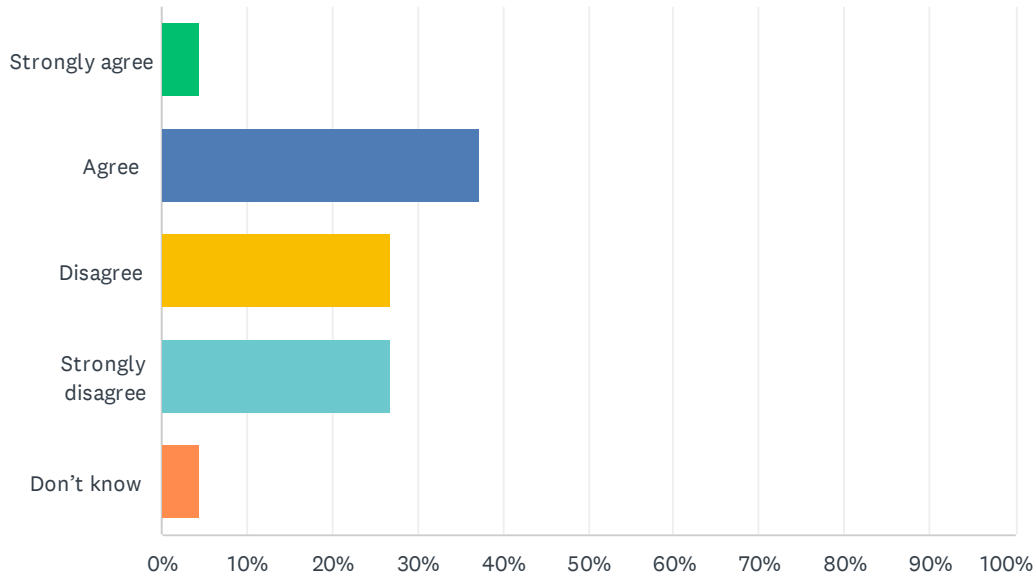
Answered: 68 Skipped: 4



ANSWER CHOICES	RESPONSES	
Strongly agree	5.88%	4
Agree	39.71%	27
Disagree	13.24%	9
Strongly disagree	16.18%	11
Don't know	25.00%	17
TOTAL		68

## Q16 My school expects students to behave responsibly, and if not, they're dealt with fairly.

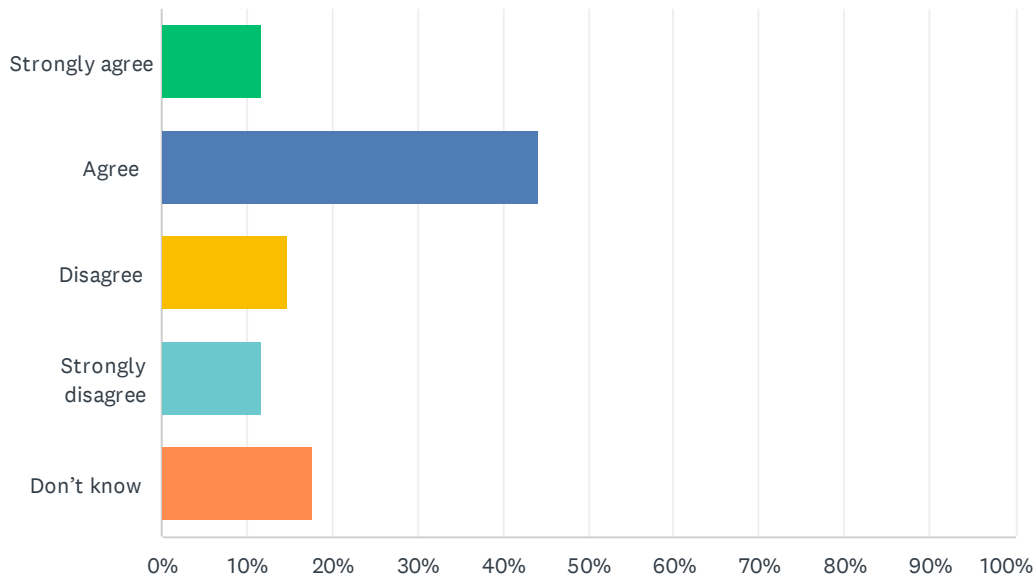
Answered: 67   Skipped: 5



ANSWER CHOICES	RESPONSES	
Strongly agree	4.48%	3
Agree	37.31%	25
Disagree	26.87%	18
Strongly disagree	26.87%	18
Don't know	4.48%	3
TOTAL		67

## Q17 My school is safe.

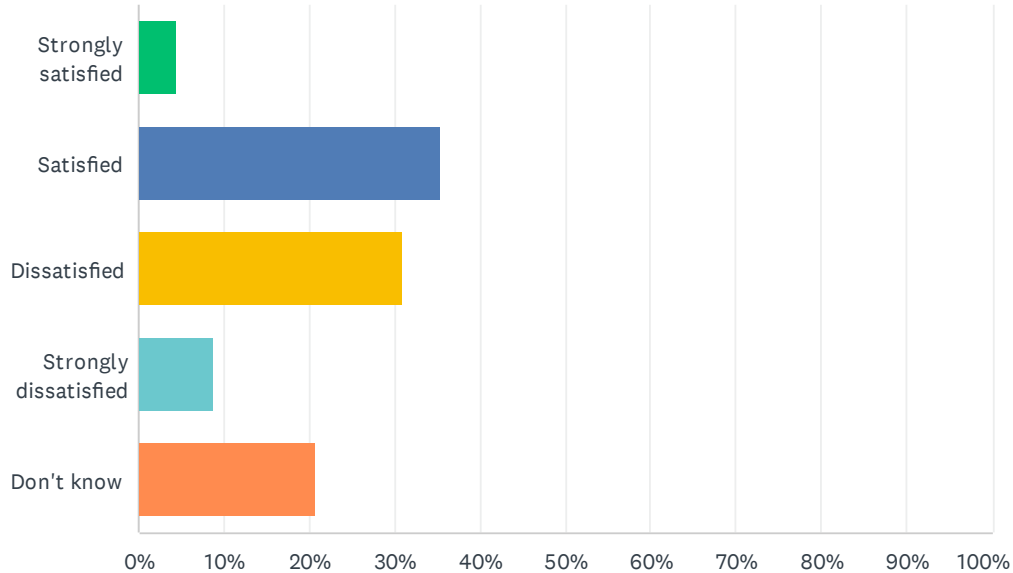
Answered: 68 Skipped: 4



ANSWER CHOICES	RESPONSES	
Strongly agree	11.76%	8
Agree	44.12%	30
Disagree	14.71%	10
Strongly disagree	11.76%	8
Don't know	17.65%	12
TOTAL		68

## Q18 How satisfied are you with the resources available to support your learning?

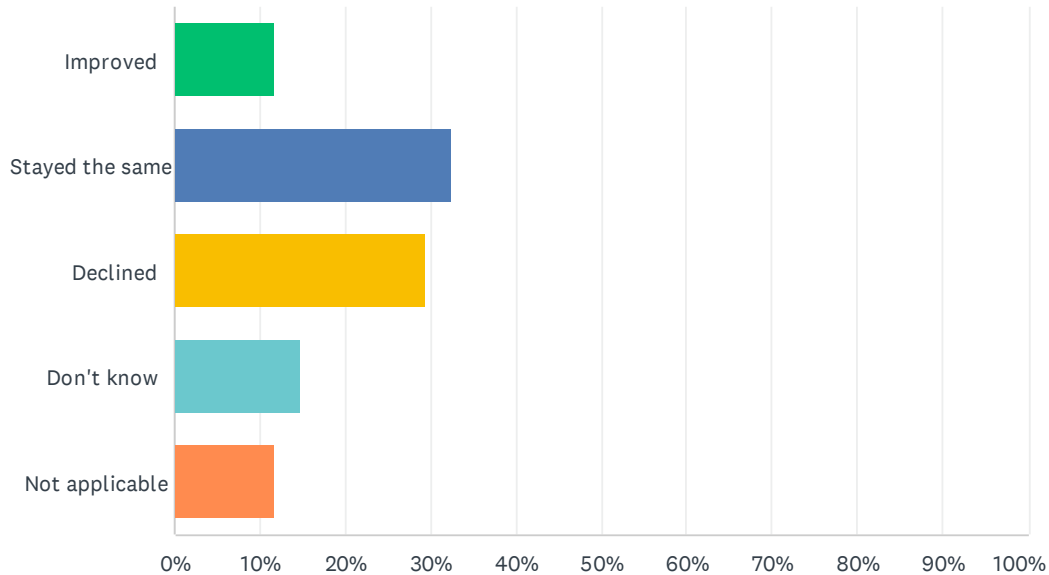
Answered: 68 Skipped: 4



ANSWER CHOICES	RESPONSES	
Strongly satisfied	4.41%	3
Satisfied	35.29%	24
Dissatisfied	30.88%	21
Strongly dissatisfied	8.82%	6
Don't know	20.59%	14
TOTAL		68

## Q19 In your opinion, has the quality of education you've experienced improved, stayed the same or declined in the past three years?

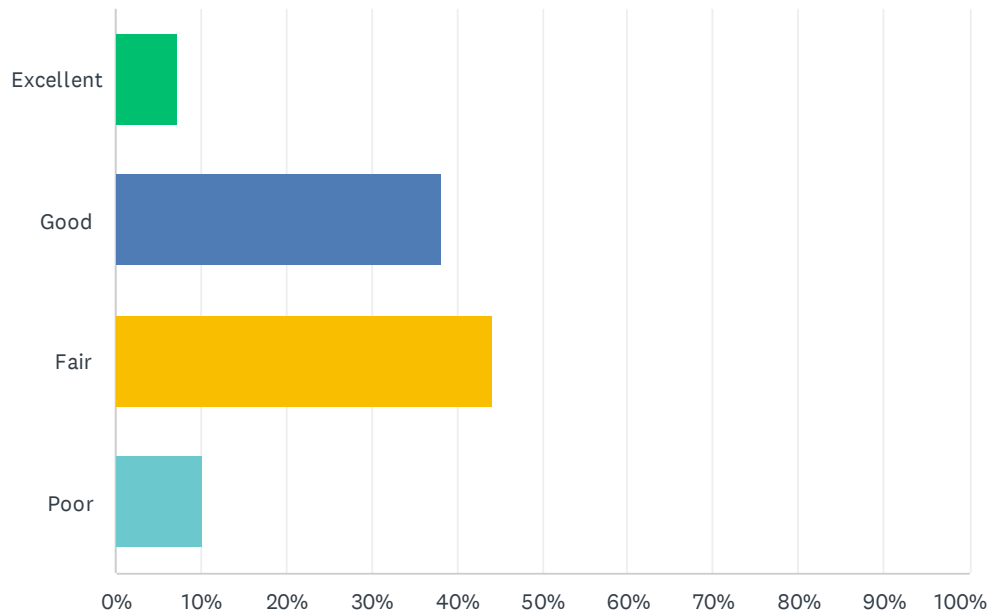
Answered: 68 Skipped: 4



ANSWER CHOICES	RESPONSES	
Improved	11.76%	8
Stayed the same	32.35%	22
Declined	29.41%	20
Don't know	14.71%	10
Not applicable	11.76%	8
TOTAL		68

## Q20 How do you rate the physical condition of your school?

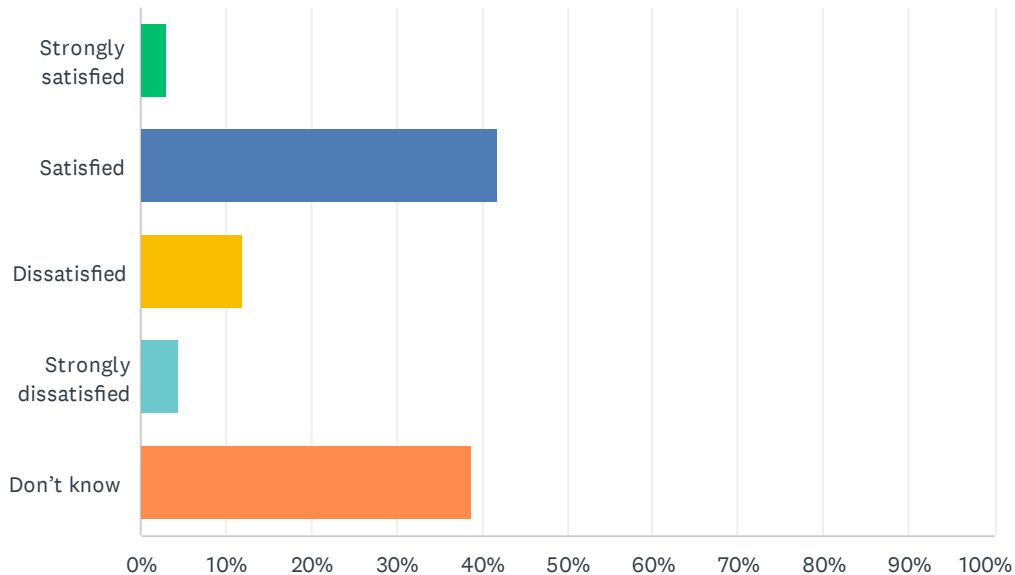
Answered: 68   Skipped: 4



ANSWER CHOICES	RESPONSES	
Excellent	7.35%	5
Good	38.24%	26
Fair	44.12%	30
Poor	10.29%	7
TOTAL		68

**Q21 How satisfied are you with the opportunities provided for your parents and caregivers to be involved in your education? Refer to the EIPS Parent Engagement overview for examples of involvement and engagement opportunities that help support student success.**

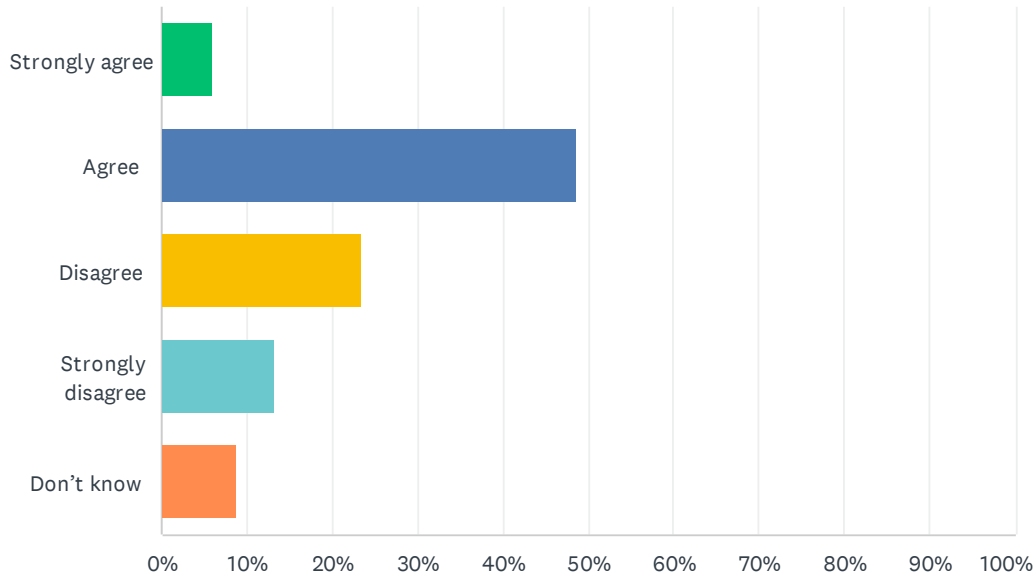
Answered: 67 Skipped: 5



ANSWER CHOICES	RESPONSES	
Strongly satisfied	2.99%	2
Satisfied	41.79%	28
Dissatisfied	11.94%	8
Strongly dissatisfied	4.48%	3
Don't know	38.81%	26
<b>TOTAL</b>		<b>67</b>

## Q22 Teachers keep me informed about my progress and achievement in my courses.

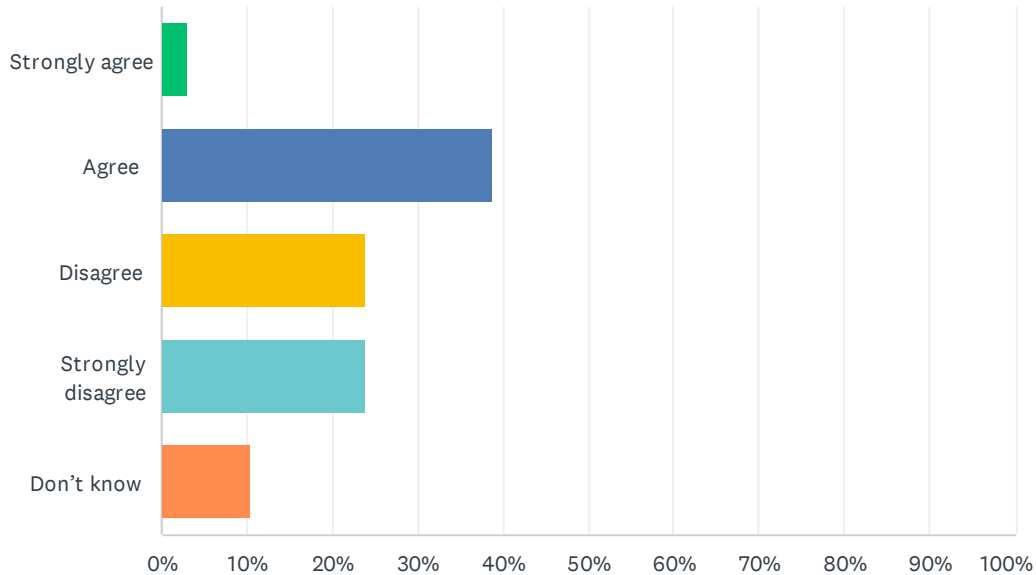
Answered: 68 Skipped: 4



ANSWER CHOICES	RESPONSES	
Strongly agree	5.88%	4
Agree	48.53%	33
Disagree	23.53%	16
Strongly disagree	13.24%	9
Don't know	8.82%	6
TOTAL		68

## Q23 I can openly and honestly communicate with teachers, staff and students at my school.

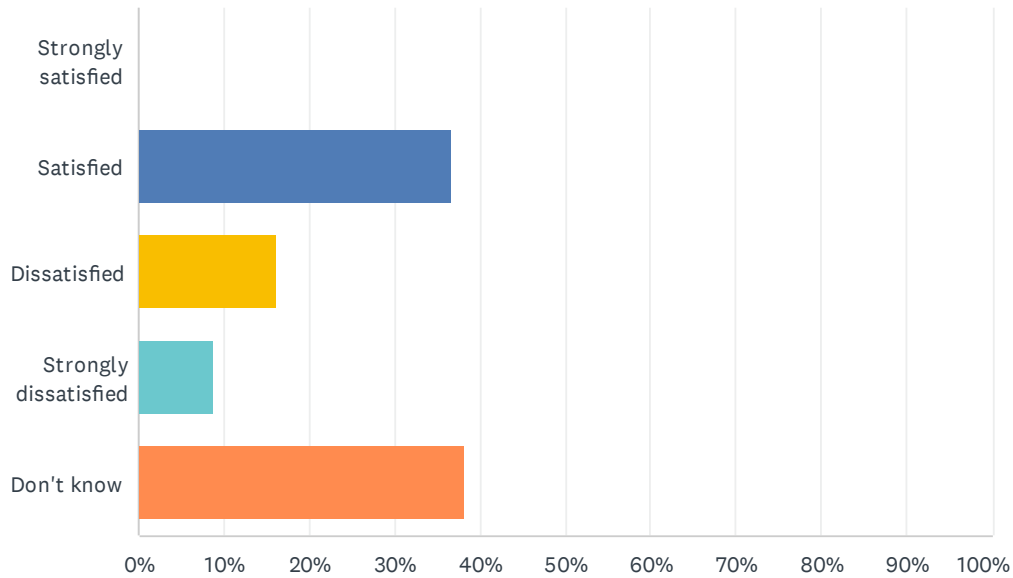
Answered: 67   Skipped: 5



ANSWER CHOICES	RESPONSES	
Strongly agree	2.99%	2
Agree	38.81%	26
Disagree	23.88%	16
Strongly disagree	23.88%	16
Don't know	10.45%	7
TOTAL		67

## Q24 How satisfied are you with the Division's commitment to engaging stakeholders—including students—about matters that affect decision-making and public education?

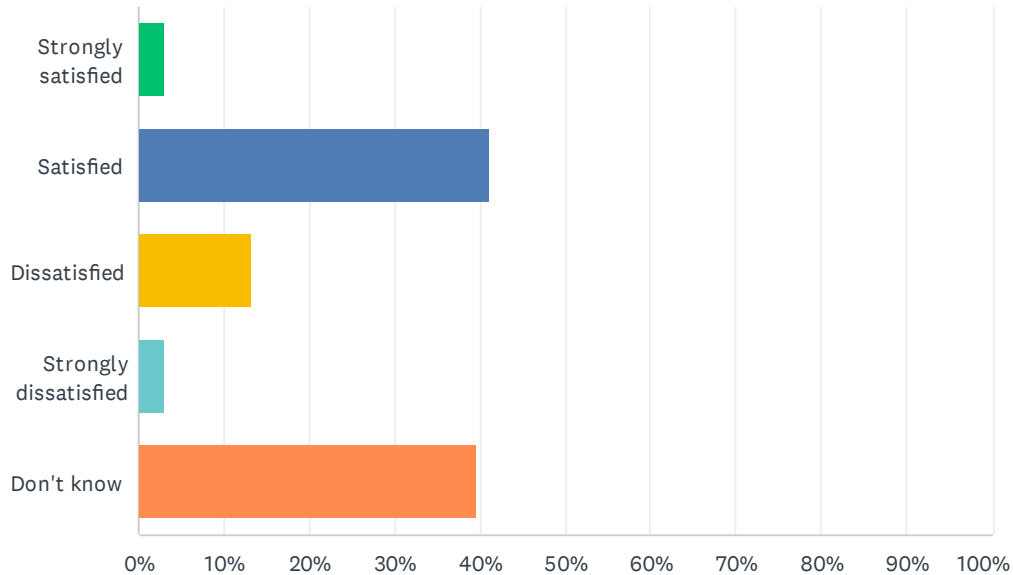
Answered: 68 Skipped: 4



ANSWER CHOICES	RESPONSES	
Strongly satisfied	0.00%	0
Satisfied	36.76%	25
Dissatisfied	16.18%	11
Strongly dissatisfied	8.82%	6
Don't know	38.24%	26
<b>TOTAL</b>		<b>68</b>

## Q25 How satisfied are you with the Division's commitment to advocating for public education?

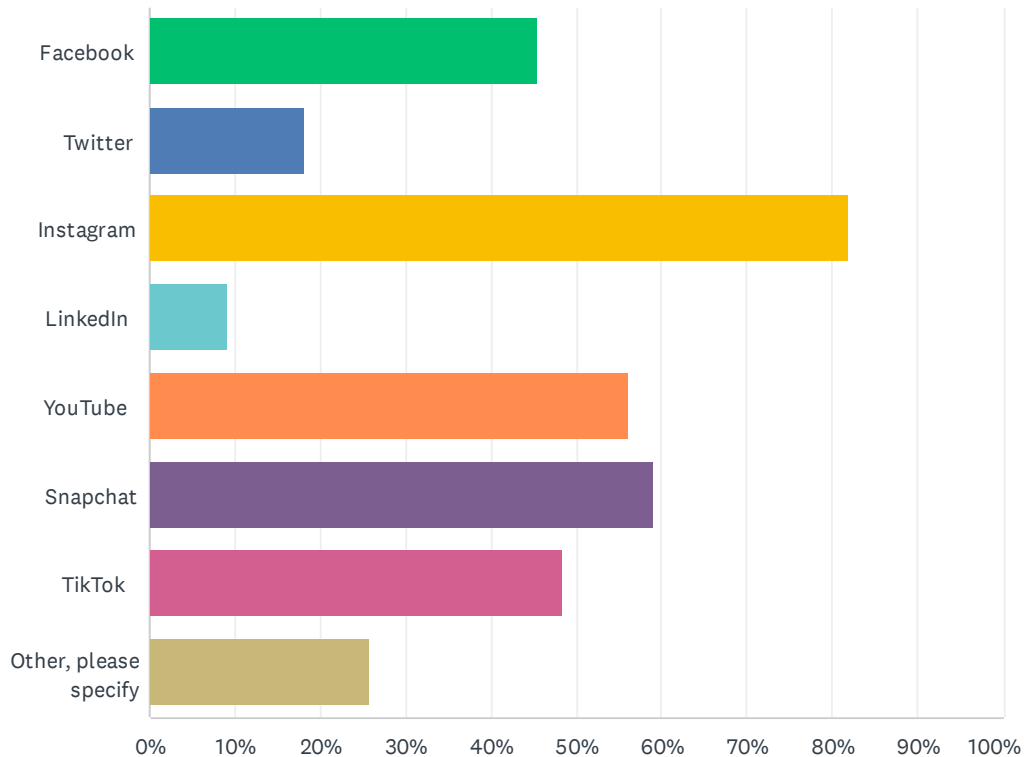
Answered: 68 Skipped: 4



ANSWER CHOICES	RESPONSES	
Strongly satisfied	2.94%	2
Satisfied	41.18%	28
Dissatisfied	13.24%	9
Strongly dissatisfied	2.94%	2
Don't know	39.71%	27
TOTAL		68

**Q26 The Division and schools often share news and information on social media. Which of the following social media platforms do you use? Check all that apply.**

Answered: 66 Skipped: 6



ANSWER CHOICES	RESPONSES	
Facebook	45.45%	30
Twitter	18.18%	12
Instagram	81.82%	54
LinkedIn	9.09%	6
YouTube	56.06%	37
Snapchat	59.09%	39
TikTok	48.48%	32
Other, please specify	25.76%	17
Total Respondents: 66		