


Q1 What school does your child currently attend?

Answered: 53 Skipped: 0



EIPS Parent Survey 2018-19



EIPS Parent Survey 2018-19

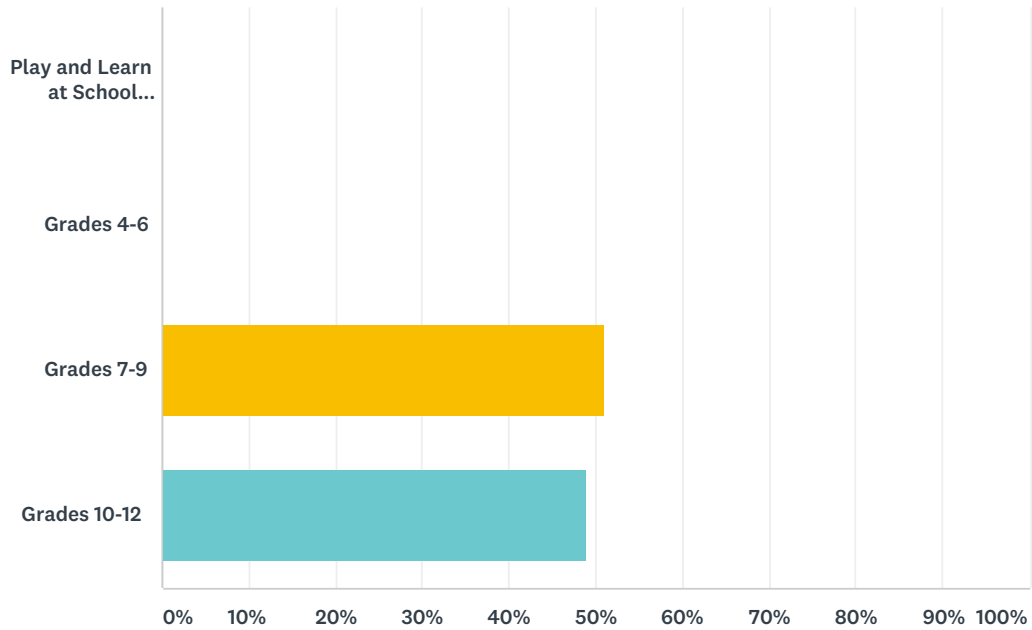
ANSWER CHOICES	RESPONSES	
A.L. Horton Elementary	0.00%	0
Andrew School	0.00%	0
Ardrossan Elementary	0.00%	0
Ardrossan Junior Senior High	0.00%	0
Bev Facey Community High	0.00%	0
Brentwood Elementary	0.00%	0
Bruderheim School	0.00%	0
Clover Bar Junior High	0.00%	0
Davidson Creek Elementary	0.00%	0
École Campbelltown	0.00%	0
École Parc Élémentaire	0.00%	0
F.R. Haythorne Junior High	0.00%	0
Fort Saskatchewan Christian	0.00%	0
Fort Saskatchewan Elementary	0.00%	0
Fort Saskatchewan Senior High	0.00%	0
Fultonvale Elementary Junior High	0.00%	0
Glen Allan Elementary	0.00%	0
James Mowat Elementary	0.00%	0
Lakeland Ridge	0.00%	0
Lamont Elementary	0.00%	0
Lamont High	100.00%	53
Mills Haven Elementary	0.00%	0
Mundare School	0.00%	0
Next Step/Outreach	0.00%	0
Pine Street Elementary	0.00%	0
Rudolph Hennig Junior High	0.00%	0
Salisbury Composite High	0.00%	0
Sherwood Heights Junior High	0.00%	0
SouthPointe School	0.00%	0
Strathcona Christian Academy Elementary	0.00%	0
Strathcona Christian Academy Secondary	0.00%	0
Uncas Elementary	0.00%	0
Vegreville Composite High	0.00%	0
Wes Hosford Elementary	0.00%	0

EIPS Parent Survey 2018-19

Westboro Elementary	0.00%	0
Win Ferguson Elementary	0.00%	0
Woodbridge Farms Elementary	0.00%	0
Wye Elementary	0.00%	0
TOTAL		53

Q2 What grade is your child currently in?

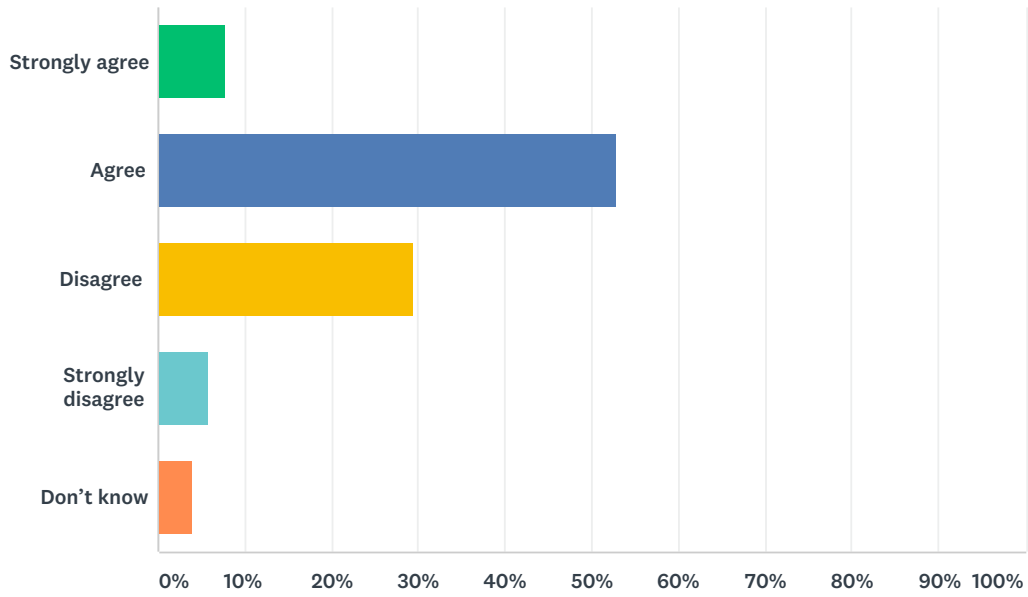
Answered: 53 Skipped: 0



ANSWER CHOICES	RESPONSES	
Play and Learn at School (PALS) Kindergarten Grades 1-3	0.00%	0
Grades 4-6	0.00%	0
Grades 7-9	50.94%	27
Grades 10-12	49.06%	26
TOTAL		53

Q3 My child's individual needs are met.

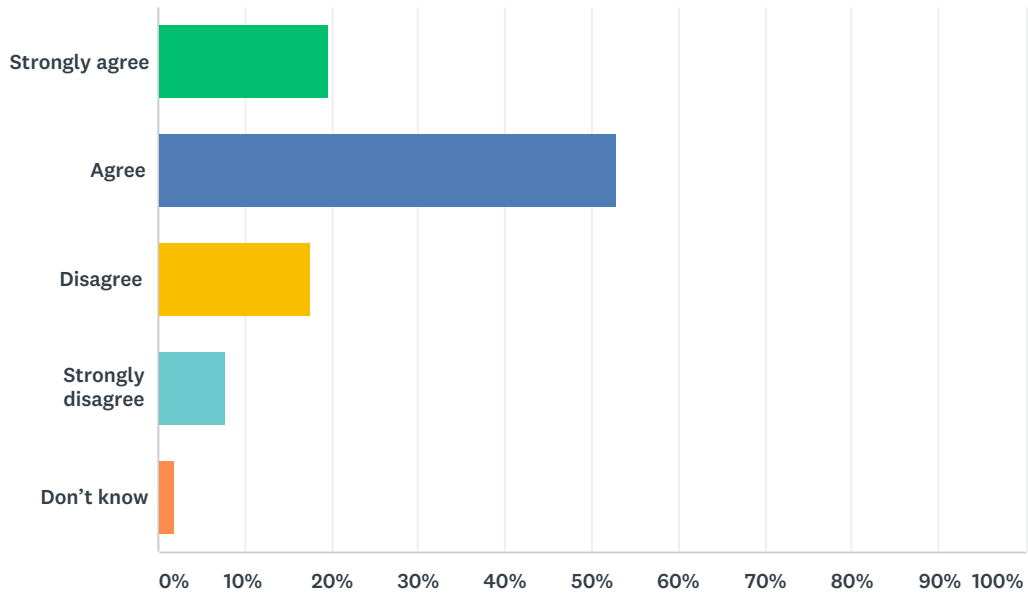
Answered: 51 Skipped: 2



ANSWER CHOICES	RESPONSES	
Strongly agree	7.84%	4
Agree	52.94%	27
Disagree	29.41%	15
Strongly disagree	5.88%	3
Don't know	3.92%	2
TOTAL		51

Q4 My child is encouraged at school to do his or her best.

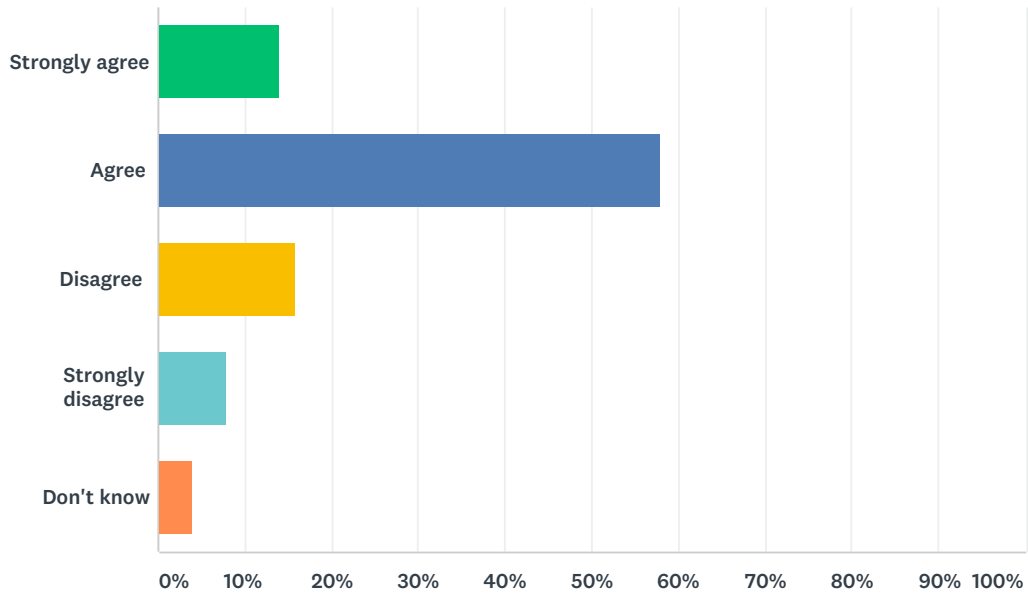
Answered: 51 Skipped: 2



ANSWER CHOICES	RESPONSES	
Strongly agree	19.61%	10
Agree	52.94%	27
Disagree	17.65%	9
Strongly disagree	7.84%	4
Don't know	1.96%	1
TOTAL		51

Q5 My child is demonstrating growth in literacy.

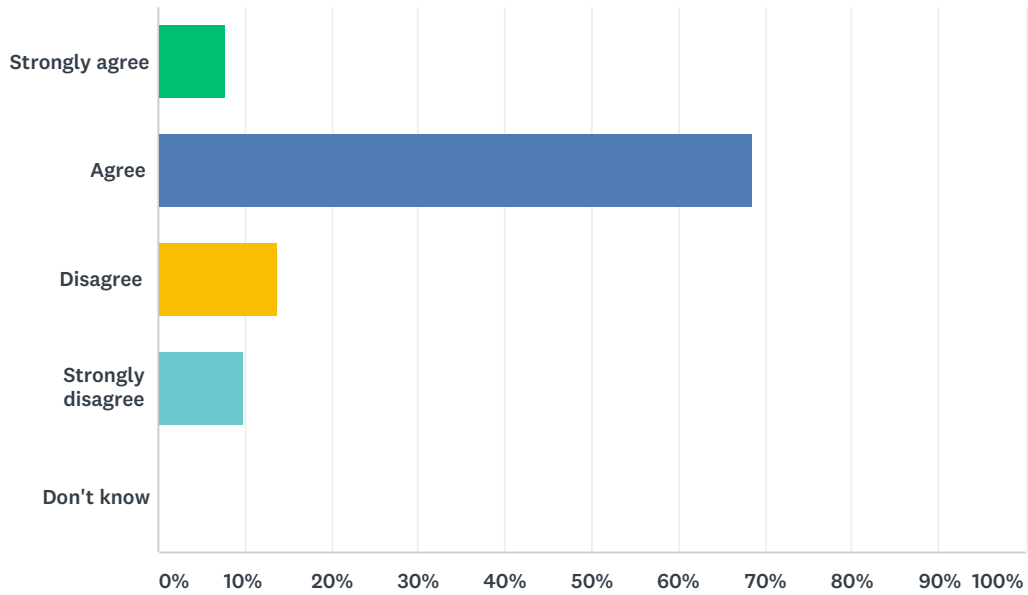
Answered: 50 Skipped: 3



ANSWER CHOICES	RESPONSES	
Strongly agree	14.00%	7
Agree	58.00%	29
Disagree	16.00%	8
Strongly disagree	8.00%	4
Don't know	4.00%	2
TOTAL		50

Q6 My child is demonstrating growth in numeracy.

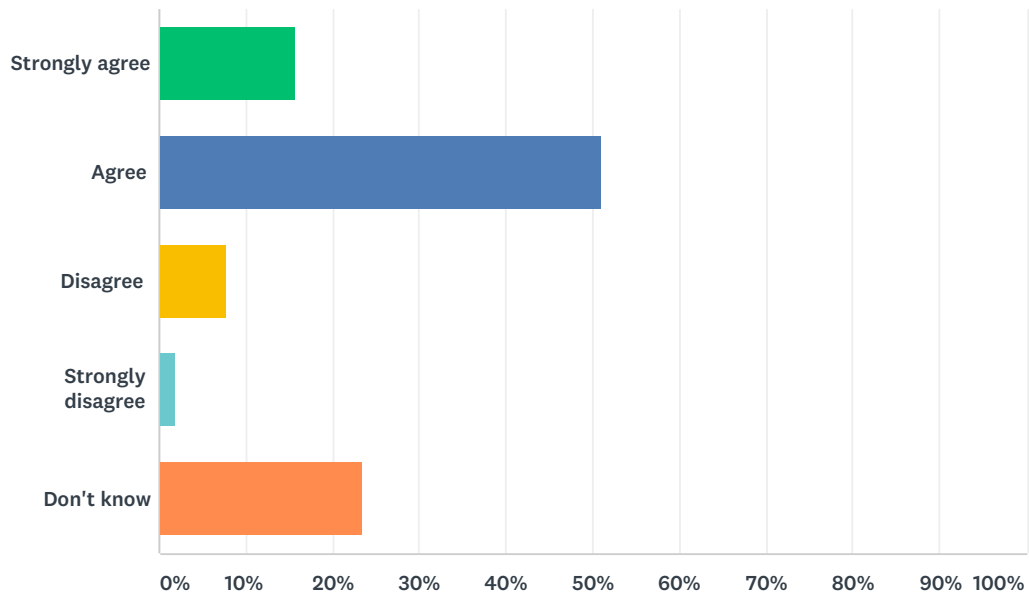
Answered: 51 Skipped: 2



ANSWER CHOICES	RESPONSES	
Strongly agree	7.84%	4
Agree	68.63%	35
Disagree	13.73%	7
Strongly disagree	9.80%	5
Don't know	0.00%	0
TOTAL		51

Q7 My child has an understanding of First Nations, Métis and Inuit culture and history.

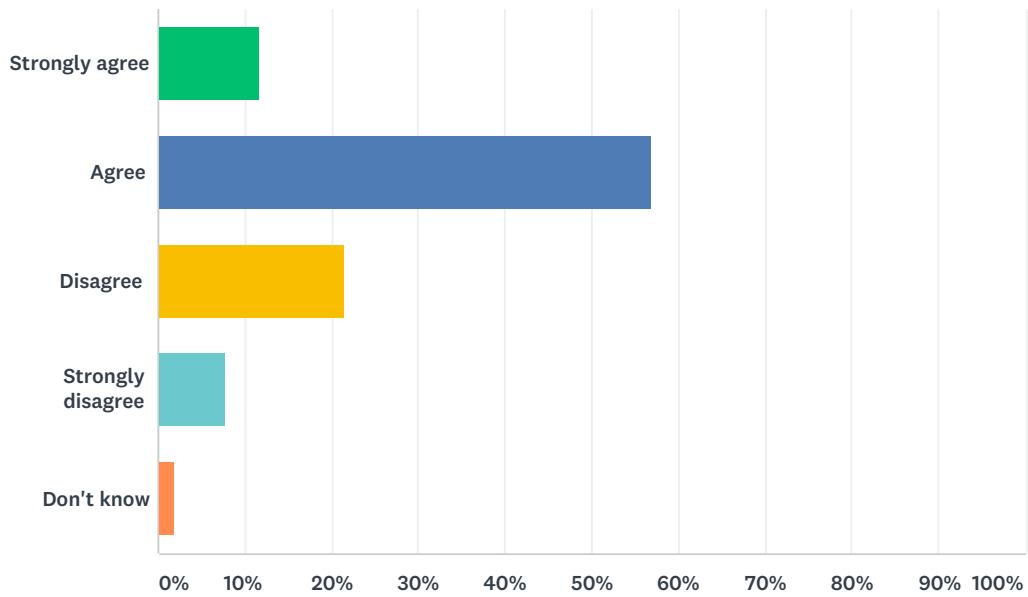
Answered: 51 Skipped: 2



ANSWER CHOICES	RESPONSES	
Strongly agree	15.69%	8
Agree	50.98%	26
Disagree	7.84%	4
Strongly disagree	1.96%	1
Don't know	23.53%	12
TOTAL		51

Q8 My child is being taught knowledge, skills and attitudes necessary to be successful in life.

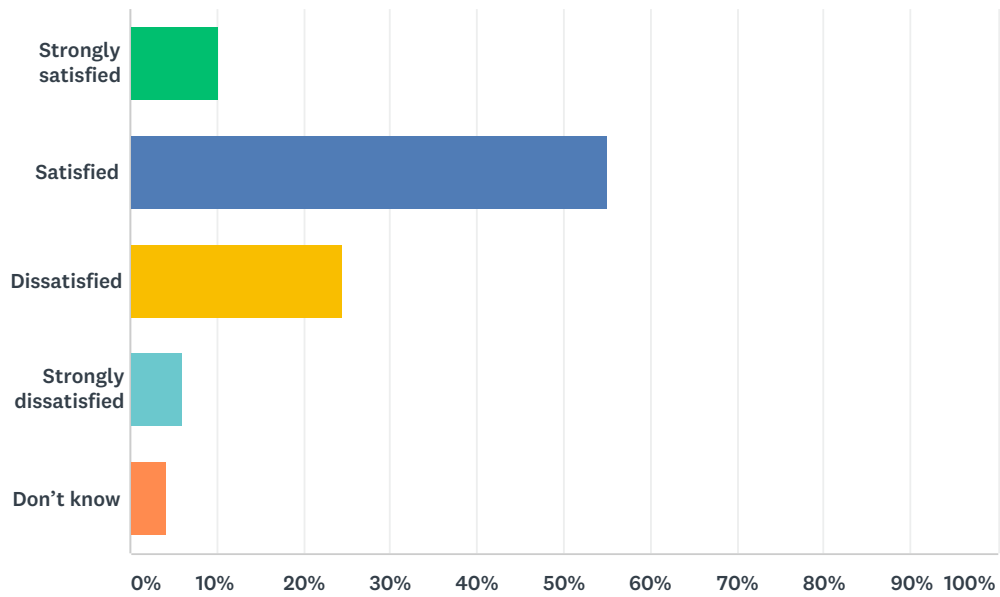
Answered: 51 Skipped: 2



ANSWER CHOICES	RESPONSES	
Strongly agree	11.76%	6
Agree	56.86%	29
Disagree	21.57%	11
Strongly disagree	7.84%	4
Don't know	1.96%	1
TOTAL		51

Q9 How satisfied are you with the quality of education your child is receiving at his or her school?

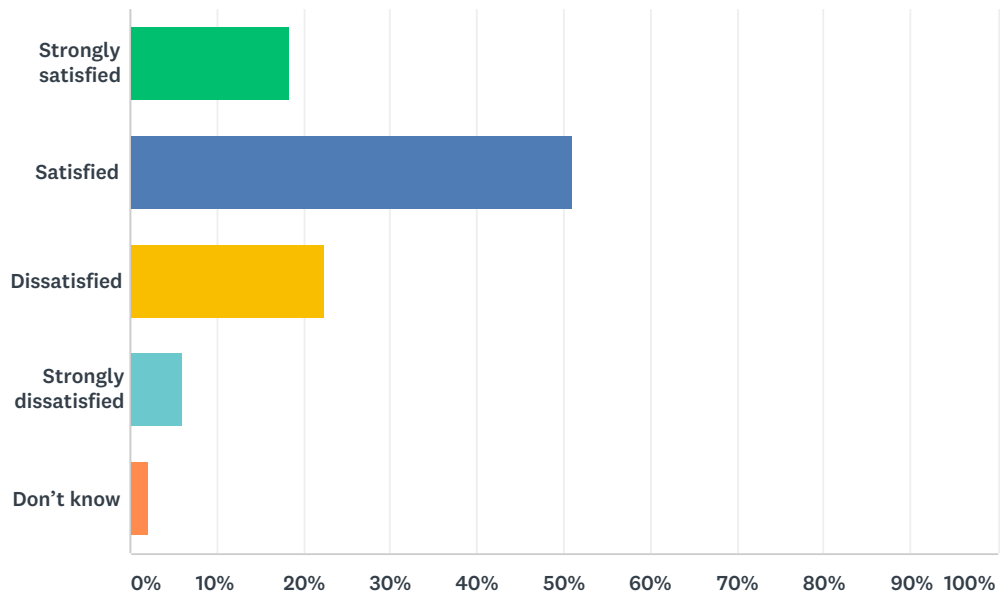
Answered: 49 Skipped: 4



ANSWER CHOICES	RESPONSES	
Strongly satisfied	10.20%	5
Satisfied	55.10%	27
Dissatisfied	24.49%	12
Strongly dissatisfied	6.12%	3
Don't know	4.08%	2
TOTAL		49

Q10 How satisfied are you with the quality of teaching at your child's school?

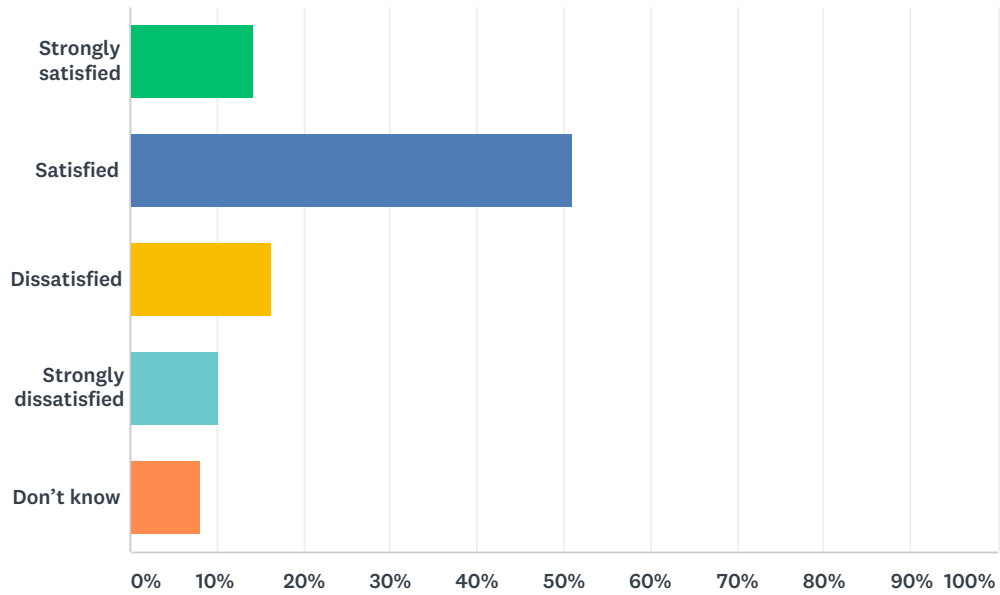
Answered: 49 Skipped: 4



ANSWER CHOICES	RESPONSES	
Strongly satisfied	18.37%	9
Satisfied	51.02%	25
Dissatisfied	22.45%	11
Strongly dissatisfied	6.12%	3
Don't know	2.04%	1
TOTAL		49

Q11 How satisfied are you with the leadership in your child's school?

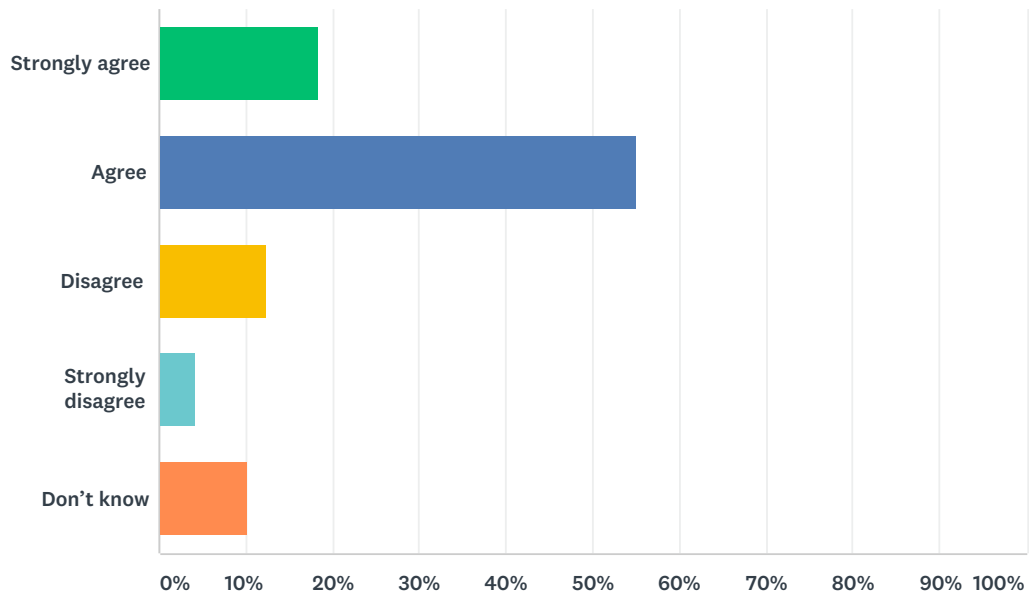
Answered: 49 Skipped: 4



ANSWER CHOICES	RESPONSES	
Strongly satisfied	14.29%	7
Satisfied	51.02%	25
Dissatisfied	16.33%	8
Strongly dissatisfied	10.20%	5
Don't know	8.16%	4
TOTAL		49

Q12 The rights and responsibilities of citizenship are reinforced in my child's school.

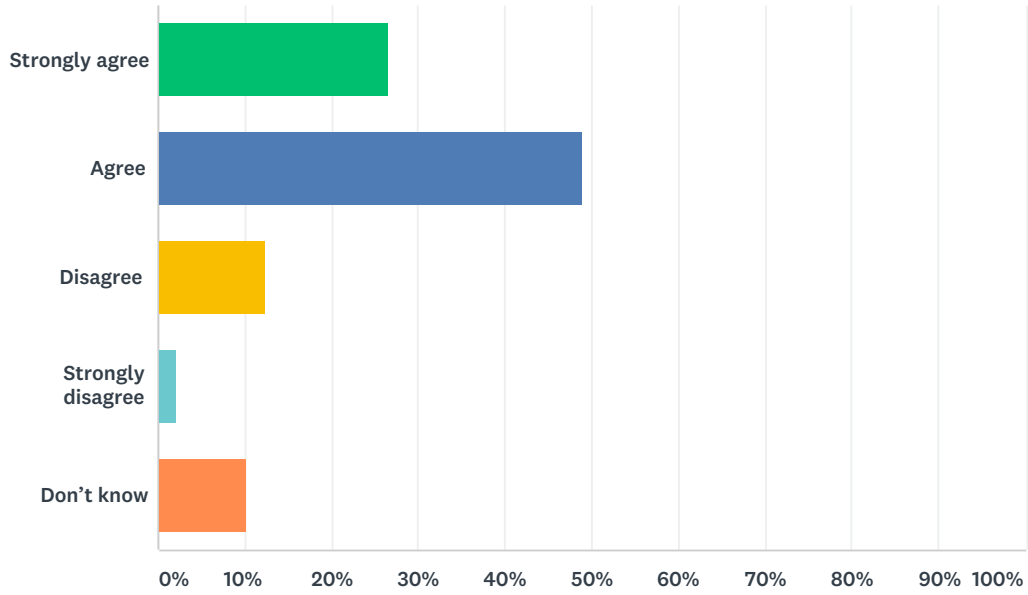
Answered: 49 Skipped: 4



ANSWER CHOICES	RESPONSES	
Strongly agree	18.37%	9
Agree	55.10%	27
Disagree	12.24%	6
Strongly disagree	4.08%	2
Don't know	10.20%	5
TOTAL		49

Q13 The school staff care about my child.

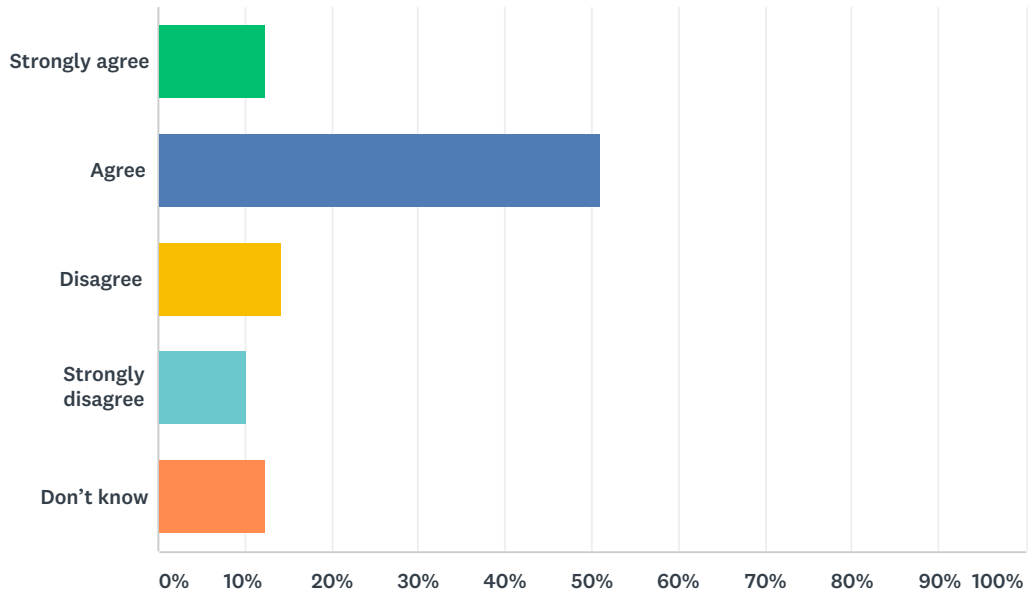
Answered: 49 Skipped: 4



ANSWER CHOICES	RESPONSES	
Strongly agree	26.53%	13
Agree	48.98%	24
Disagree	12.24%	6
Strongly disagree	2.04%	1
Don't know	10.20%	5
TOTAL		49

Q14 Discipline is handled in a fair and reasonable manner in my child's school.

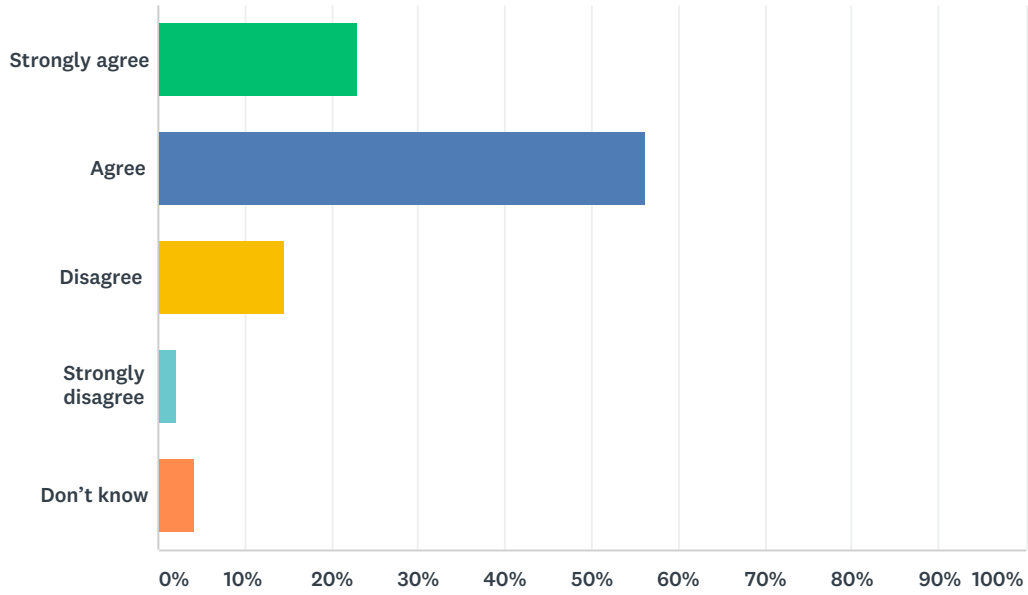
Answered: 49 Skipped: 4



ANSWER CHOICES	RESPONSES	
Strongly agree	12.24%	6
Agree	51.02%	25
Disagree	14.29%	7
Strongly disagree	10.20%	5
Don't know	12.24%	6
TOTAL		49

Q15 My child's school is safe.

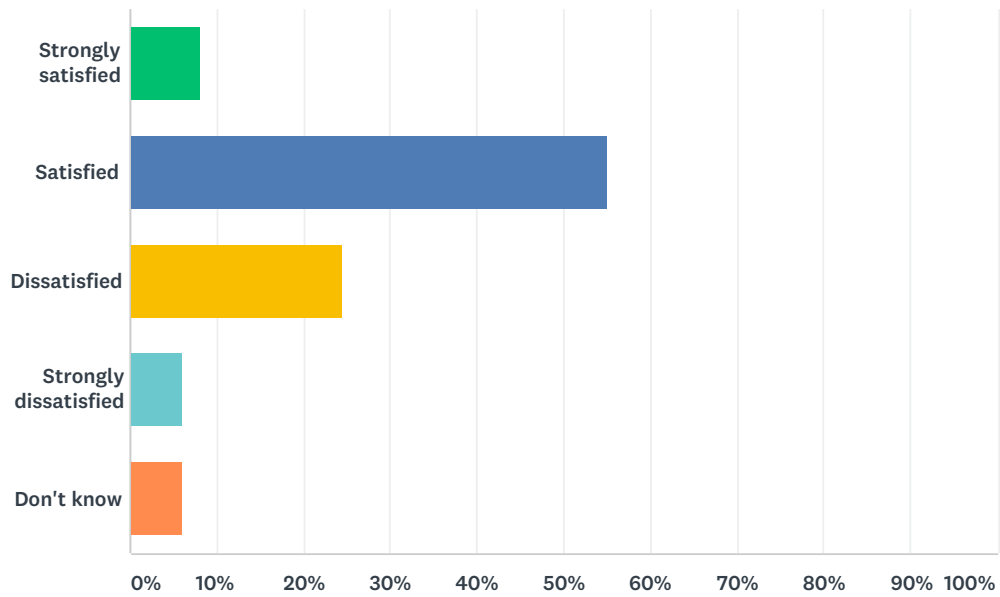
Answered: 48 Skipped: 5



ANSWER CHOICES	RESPONSES	
Strongly agree	22.92%	11
Agree	56.25%	27
Disagree	14.58%	7
Strongly disagree	2.08%	1
Don't know	4.17%	2
TOTAL		48

Q16 How satisfied are you with the resources available to support your child's learning?

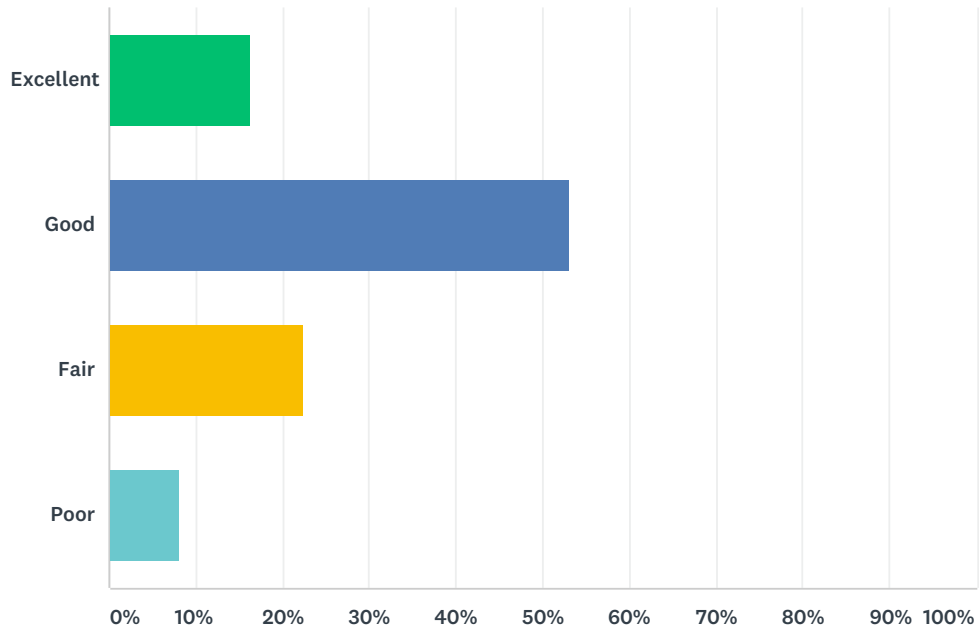
Answered: 49 Skipped: 4



ANSWER CHOICES	RESPONSES	
Strongly satisfied	8.16%	4
Satisfied	55.10%	27
Dissatisfied	24.49%	12
Strongly dissatisfied	6.12%	3
Don't know	6.12%	3
TOTAL		49

Q17 How would you rate the physical condition of your child's school?

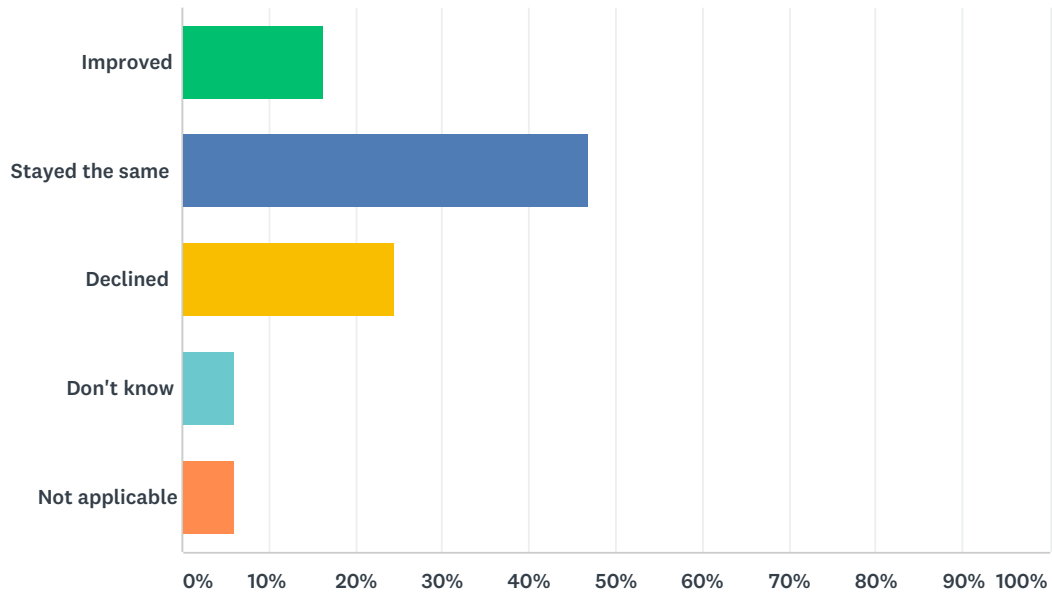
Answered: 49 Skipped: 4



ANSWER CHOICES	RESPONSES
Excellent	16.33% 8
Good	53.06% 26
Fair	22.45% 11
Poor	8.16% 4
TOTAL	49

Q18 In your opinion, has the quality of education your child has experienced at school improved, stayed the same or declined in the past three years?

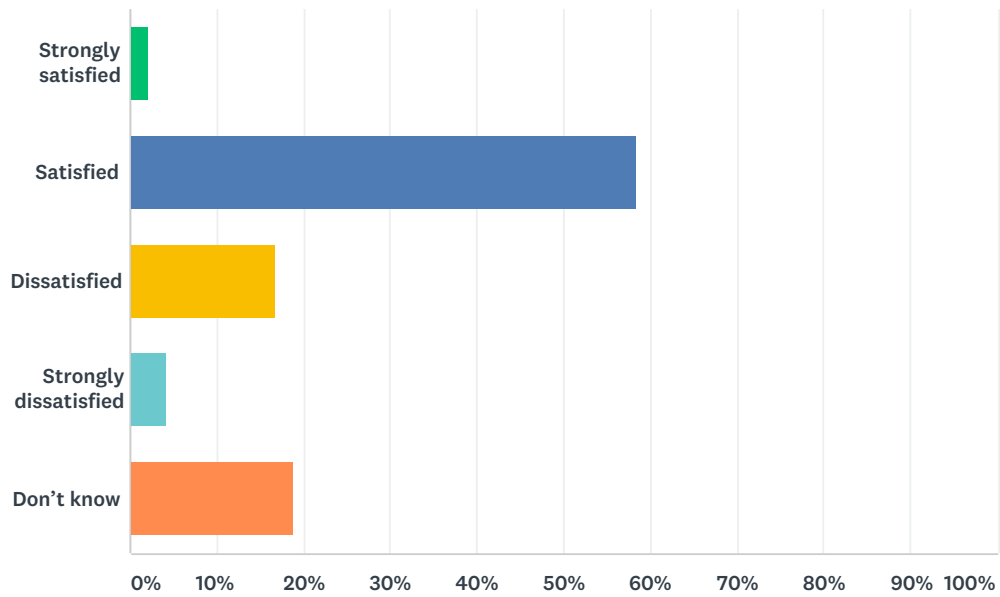
Answered: 49 Skipped: 4



ANSWER CHOICES	RESPONSES	
Improved	16.33%	8
Stayed the same	46.94%	23
Declined	24.49%	12
Don't know	6.12%	3
Not applicable	6.12%	3
TOTAL		49

Q19 How satisfied are you with the opportunity to be involved in decisions at your child's school?

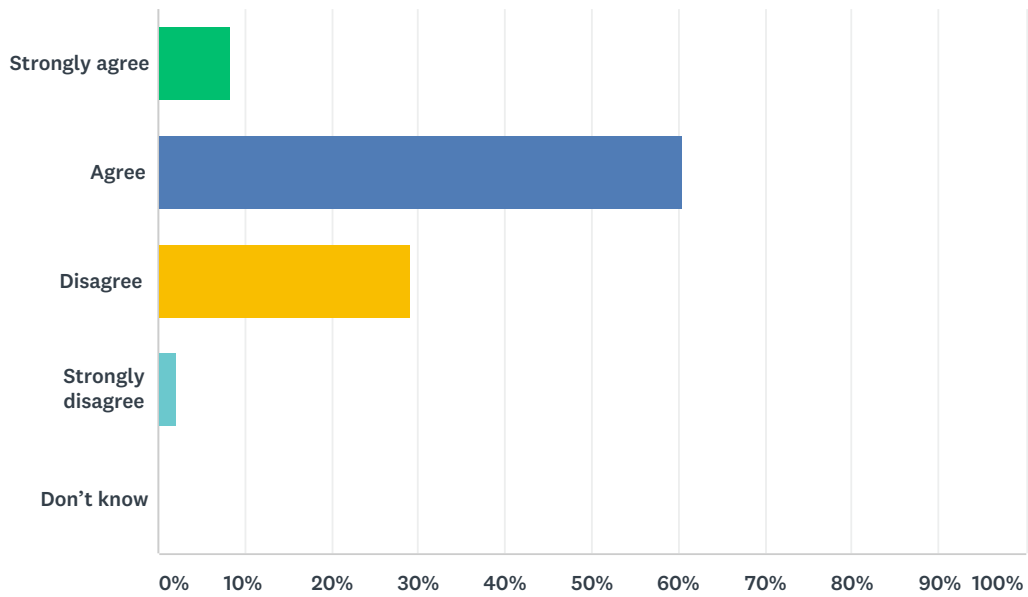
Answered: 48 Skipped: 5



ANSWER CHOICES	RESPONSES	
Strongly satisfied	2.08%	1
Satisfied	58.33%	28
Dissatisfied	16.67%	8
Strongly dissatisfied	4.17%	2
Don't know	18.75%	9
TOTAL		48

Q20 The school keeps me informed about my child's progress and achievement.

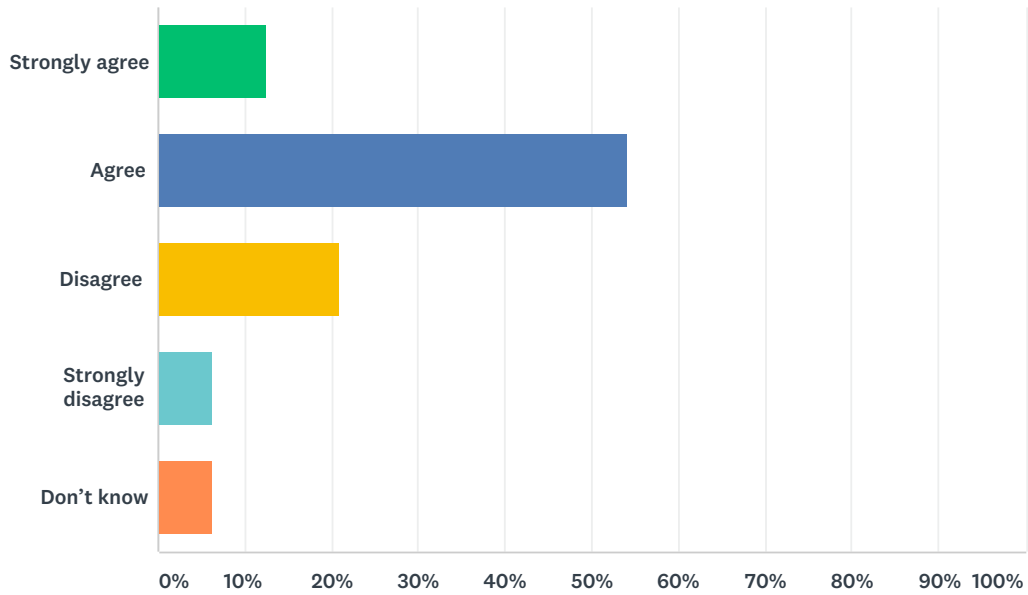
Answered: 48 Skipped: 5



ANSWER CHOICES	RESPONSES	
Strongly agree	8.33%	4
Agree	60.42%	29
Disagree	29.17%	14
Strongly disagree	2.08%	1
Don't know	0.00%	0
TOTAL		48

Q21 There is open and honest communication within my child's school.

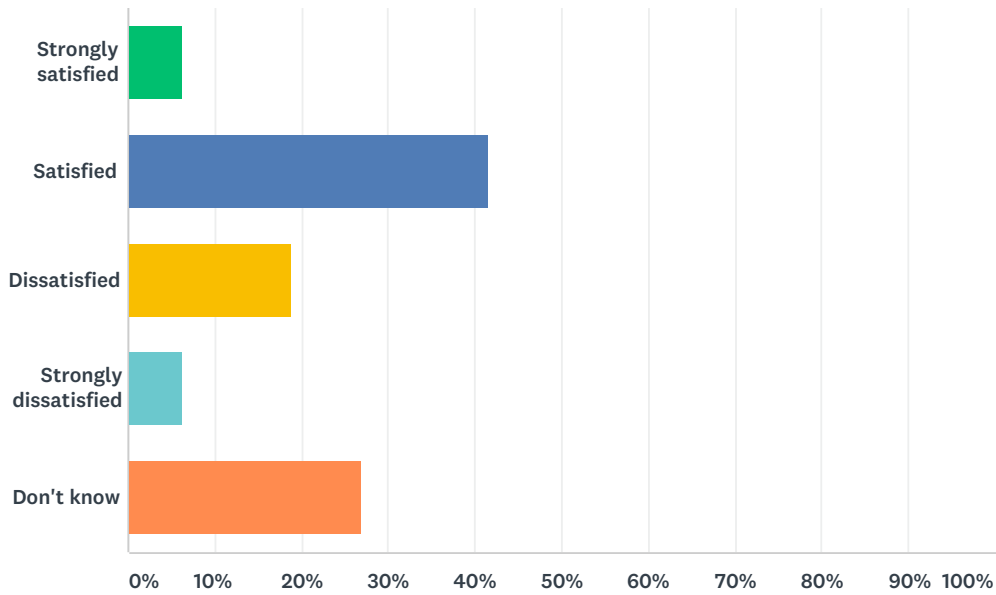
Answered: 48 Skipped: 5



ANSWER CHOICES	RESPONSES	
Strongly agree	12.50%	6
Agree	54.17%	26
Disagree	20.83%	10
Strongly disagree	6.25%	3
Don't know	6.25%	3
TOTAL		48

Q22 How satisfied are you with the community partnerships that may be established at your school? For example: Saffron, KEYS program, Green Certificate, lunch programs, after-school programs, RAP, Tools for School, Scratch Day, Entrepreneurial Adventure, scholarships/grants, etc.

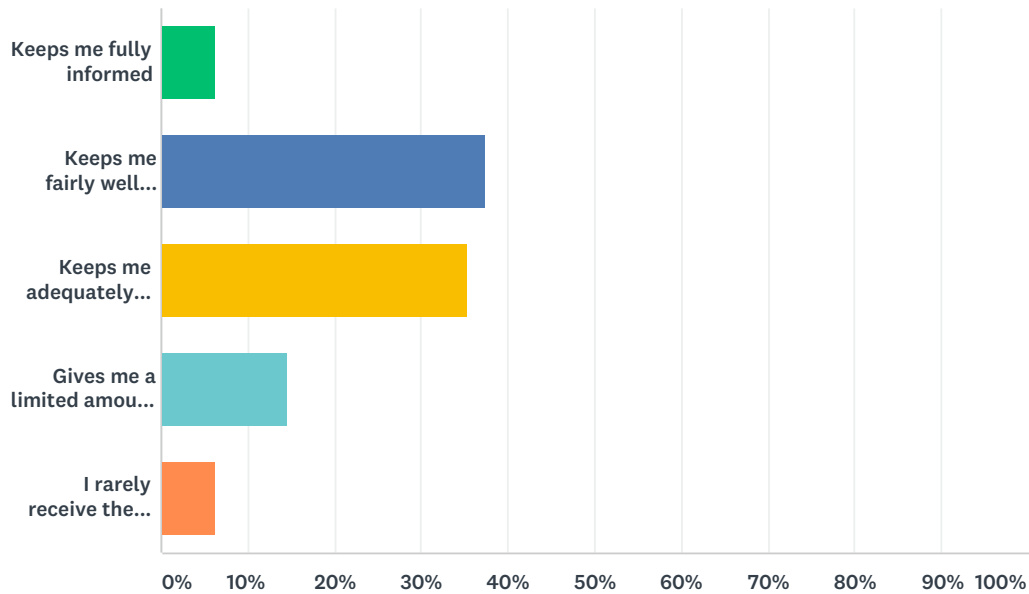
Answered: 48 Skipped: 5



ANSWER CHOICES	RESPONSES	
Strongly satisfied	6.25%	3
Satisfied	41.67%	20
Dissatisfied	18.75%	9
Strongly dissatisfied	6.25%	3
Don't know	27.08%	13
TOTAL		48

Q23 Elk Island Public Schools appreciates the opportunity to stay connected with parents about news, activities, programs and other matters of importance. What is your impression of the communication you receive from your child's school?

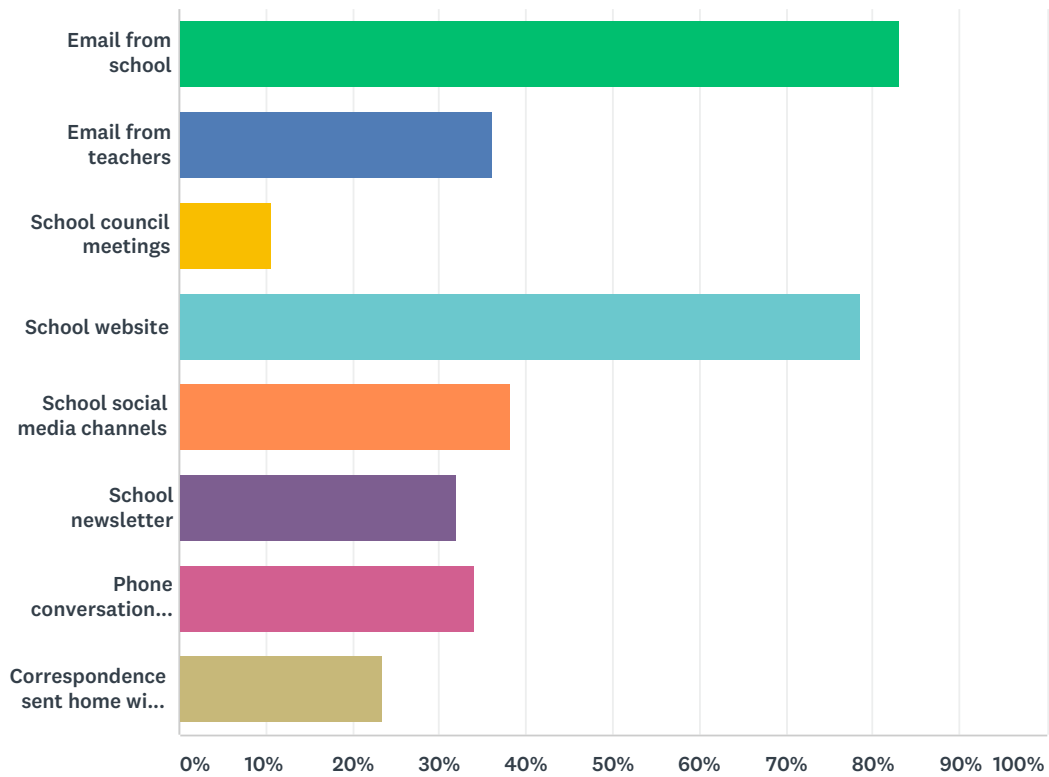
Answered: 48 Skipped: 5



ANSWER CHOICES	RESPONSES	
Keeps me fully informed	6.25%	3
Keeps me fairly well informed	37.50%	18
Keeps me adequately informed	35.42%	17
Gives me a limited amount of information	14.58%	7
I rarely receive the information I need	6.25%	3
TOTAL		48

Q24 Do you regularly make use of the following to keep up to date on school activities, programs, etc.? Check all that apply.

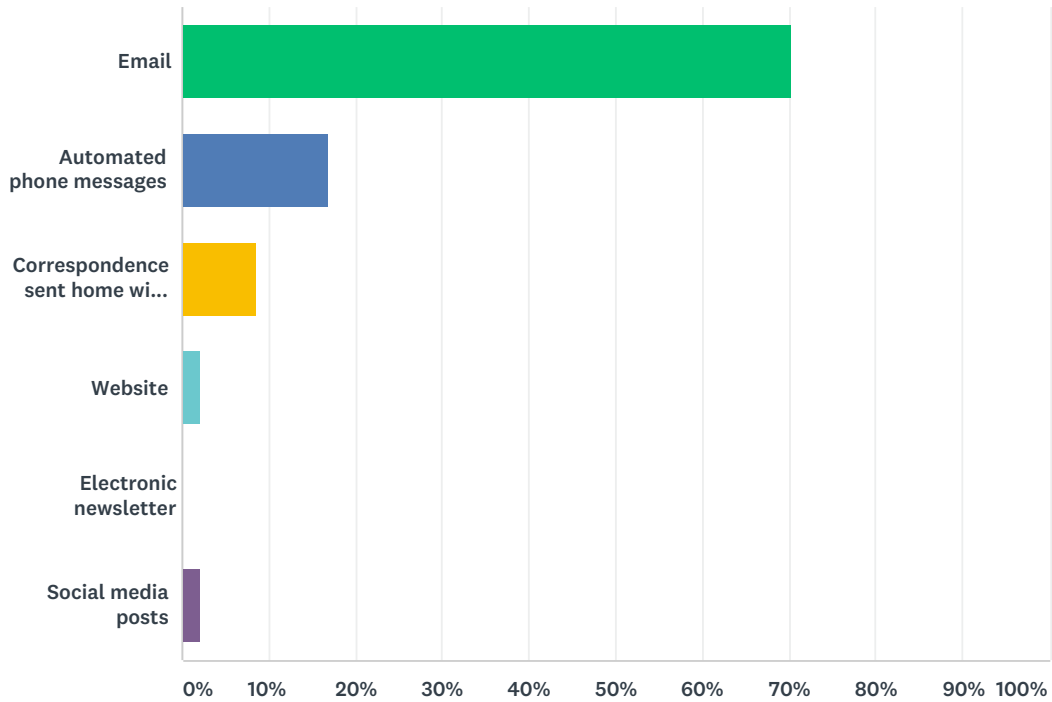
Answered: 47 Skipped: 6



ANSWER CHOICES	RESPONSES	
Email from school	82.98%	39
Email from teachers	36.17%	17
School council meetings	10.64%	5
School website	78.72%	37
School social media channels	38.30%	18
School newsletter	31.91%	15
Phone conversations with the school or teachers	34.04%	16
Correspondence sent home with your child	23.40%	11
Total Respondents: 47		

Q25 What is your most preferred method of communication from the school and Division?

Answered: 47 Skipped: 6

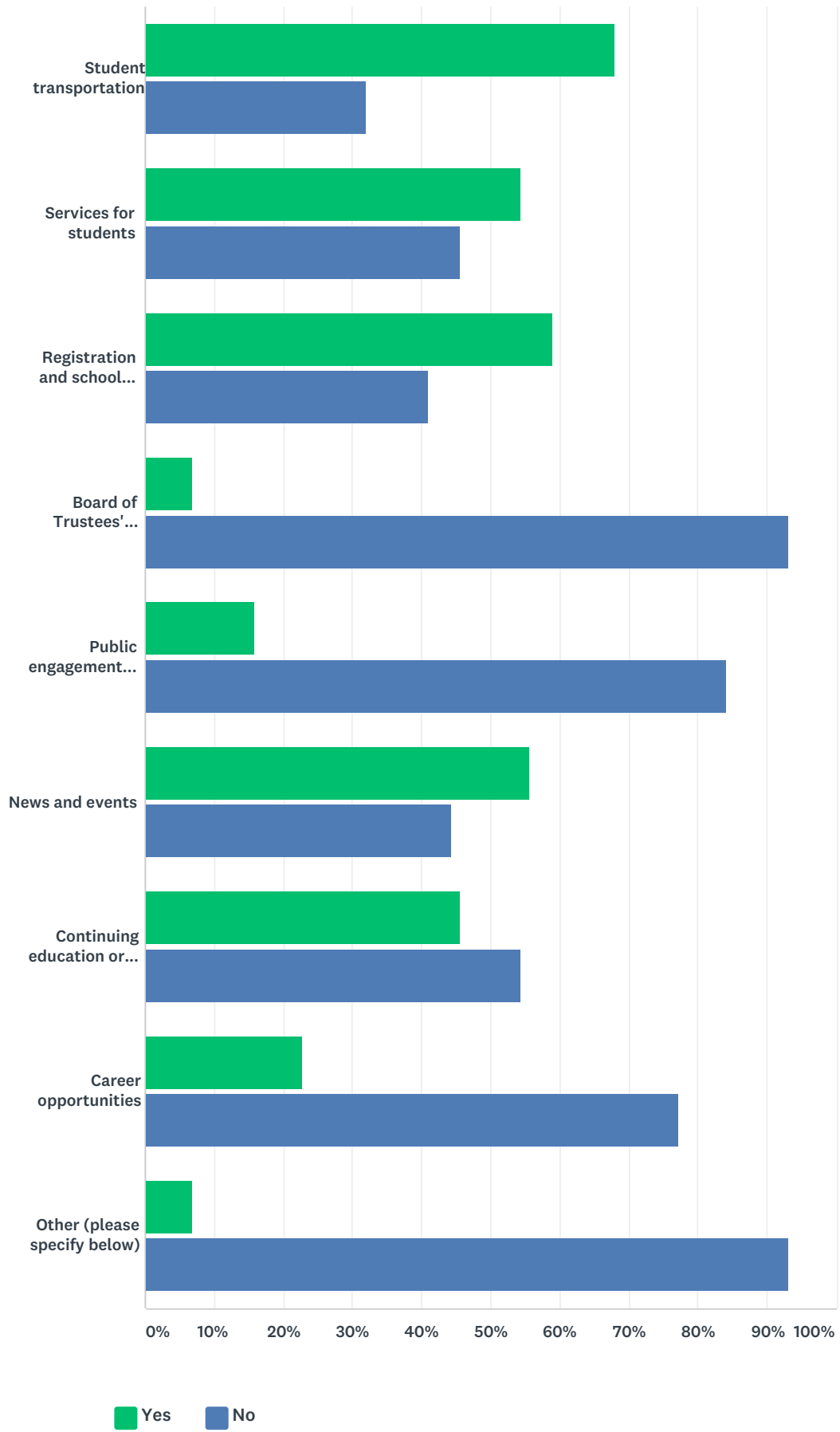


ANSWER CHOICES	RESPONSES	
Email	70.21%	33
Automated phone messages	17.02%	8
Correspondence sent home with your child	8.51%	4
Website	2.13%	1
Electronic newsletter	0.00%	0
Social media posts	2.13%	1
TOTAL		47

Q26 Do you visit the Division website (www.eips.ca) for information on:

Answered: 47 Skipped: 6

EIPS Parent Survey 2018-19



Yes No

YES	NO	TOTAL	WEIGHTED AVERAGE
-----	----	-------	------------------

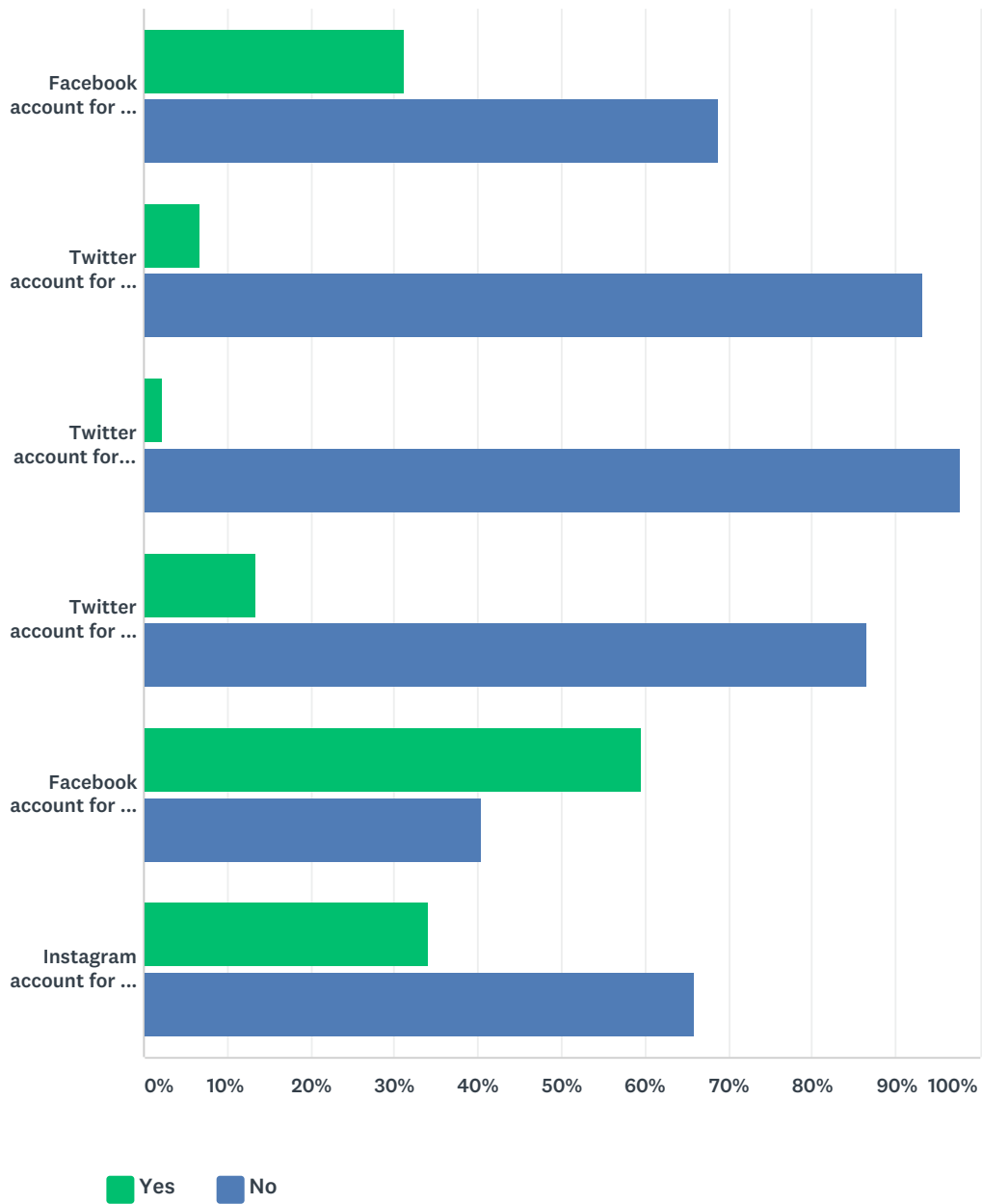
EIPS Parent Survey 2018-19

Student transportation	68.09% 32	31.91% 15	47	1.68
Services for students	54.35% 25	45.65% 21	46	1.54
Registration and school boundaries	59.09% 26	40.91% 18	44	1.59
Board of Trustees' meetings	6.98% 3	93.02% 40	43	1.07
Public engagement initiatives	15.91% 7	84.09% 37	44	1.16
News and events	55.56% 25	44.44% 20	45	1.56
Continuing education or summer courses	45.65% 21	54.35% 25	46	1.46
Career opportunities	22.73% 10	77.27% 34	44	1.23
Other (please specify below)	6.90% 2	93.10% 27	29	1.07

#	OTHER:	DATE
1	RAP program	3/20/2019 1:27 PM

Q27 The Division and schools often share news and information on social media. Do you follow:

Answered: 47 Skipped: 6



	YES	NO	TOTAL	WEIGHTED AVERAGE
Facebook account for the Division (Facebook.com/ElkIslandPublicSchools)	31.11% 14	68.89% 31	45	1.31
Twitter account for the Division (@eips)	6.67% 3	93.33% 42	45	1.07
Twitter account for EIPS Student Transportation (@eipsST)	2.22% 1	97.78% 44	45	1.02
Twitter account for my child's school	13.33% 6	86.67% 39	45	1.13

EIPS Parent Survey 2018-19

Facebook account for my child's school, if applicable	59.57%	40.43%		
	28	19	47	1.60
<hr/>				
Instagram account for my child's school, if applicable	34.09%	65.91%		
	15	29	44	1.34