

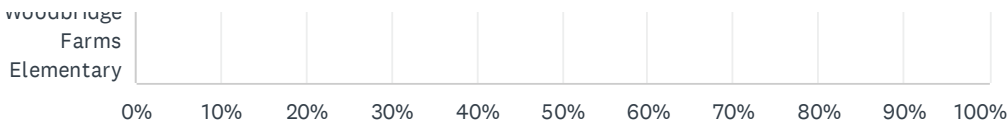
Q1 What school does your child currently attend?If you have more than one child attending an EIPS school or a child who attends classes at more than one EIPS school, complete this survey for each one.

Answered: 57    Skipped: 0

A.L. Horton Elementary										
Ardrossan Elementary										
Ardrossan Junior Senior High										
Bev Facey Community High										
Brentwood Elementary										
Bruderheim School										
Clover Bar Junior High										
Davidson Creek Elementary										
École Campbelltown										
École Parc Élémentaire										
F.R. Haythorne Junior High										
Fort Saskatchewan Christian										
Fort Saskatchewan Elementary										
Fort Saskatchewan High										
Fultonvale Elementary Junior High										
Glen Allan Elementary										
Heritage Hills Elementary										
James Mowat										

[illegible]

2024-25 EIPS Annual Feedback Survey: For Parents and Caregivers



# 2024-25 EIPS Annual Feedback Survey: For Parents and Caregivers

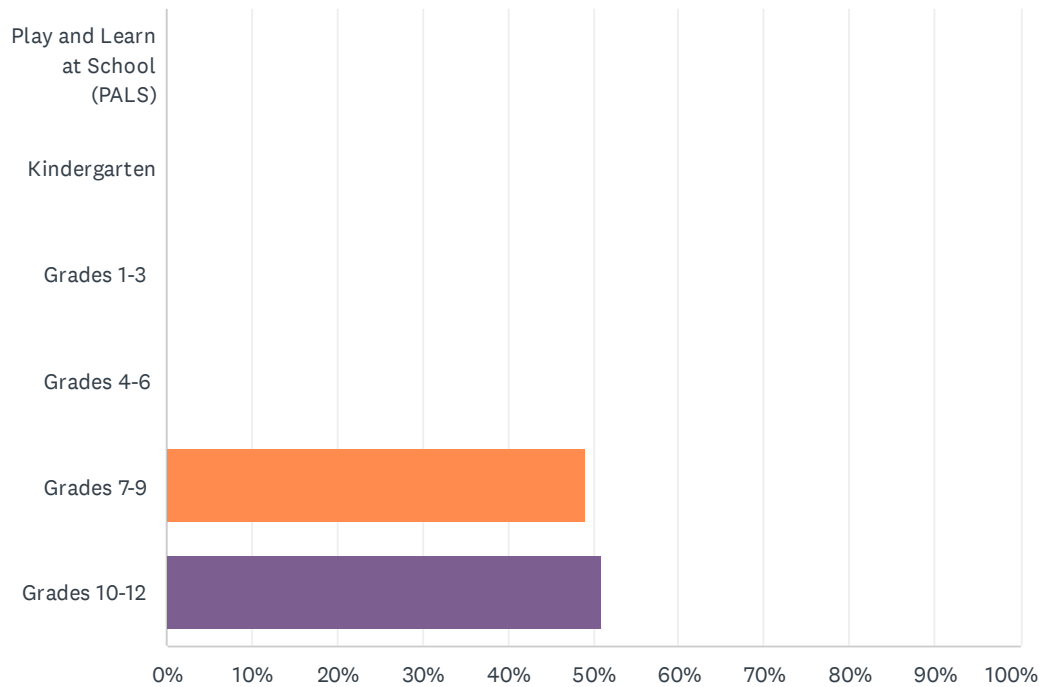
ANSWER CHOICES	RESPONSES	
A.L. Horton Elementary	0.00%	0
Ardrossan Elementary	0.00%	0
Ardrossan Junior Senior High	0.00%	0
Bev Facey Community High	0.00%	0
Brentwood Elementary	0.00%	0
Bruderheim School	0.00%	0
Clover Bar Junior High	0.00%	0
Davidson Creek Elementary	0.00%	0
École Campbelltown	0.00%	0
École Parc Élémentaire	0.00%	0
F.R. Haythorne Junior High	0.00%	0
Fort Saskatchewan Christian	0.00%	0
Fort Saskatchewan Elementary	0.00%	0
Fort Saskatchewan High	0.00%	0
Fultonvale Elementary Junior High	0.00%	0
Glen Allan Elementary	0.00%	0
Heritage Hills Elementary	0.00%	0
James Mowat Elementary	0.00%	0
Lakeland Ridge	0.00%	0
Lamont Elementary	0.00%	0
Lamont High	100.00%	57
Mills Haven Elementary	0.00%	0
Mundare School	0.00%	0
Next Step Fort Saskatchewan	0.00%	0
Next Step Sherwood Park	0.00%	0
Next Step Vegreville	0.00%	0
Pine Street Elementary	0.00%	0
Rudolph Hennig Junior High	0.00%	0
Salisbury Composite High	0.00%	0
Sherwood Heights Junior High	0.00%	0
SouthPointe School	0.00%	0
Strathcona Christian Academy Elementary	0.00%	0

2024-25 EIPS Annual Feedback Survey: For Parents and Caregivers

Strathcona Christian Academy Secondary	0.00%	0
Uncas Elementary	0.00%	0
Vegreville Composite High	0.00%	0
Wes Hosford Elementary	0.00%	0
Westboro Elementary	0.00%	0
Win Ferguson Elementary	0.00%	0
Woodbridge Farms Elementary	0.00%	0
TOTAL		57

Q2 What grade is your child currently in?

Answered: 57    Skipped: 0



ANSWER CHOICES	RESPONSES	
Play and Learn at School (PALS)	0.00%	0
Kindergarten	0.00%	0
Grades 1-3	0.00%	0
Grades 4-6	0.00%	0
Grades 7-9	49.12%	28
Grades 10-12	50.88%	29
TOTAL		57

Q3 As a result of being in the Play and Learn at School (PALS) program, my child’s demonstrating growth in their development.

Answered: 0    Skipped: 57

 No matching responses.

ANSWER CHOICES	RESPONSES	
Strongly agree	0.00%	0
Agree	0.00%	0
Disagree	0.00%	0
Strongly disagree	0.00%	0
Don't know	0.00%	0
TOTAL		0

Q4 As a result of being in the kindergarten program, my child’s becoming ready to enter Grade 1.

Answered: 0    Skipped: 57

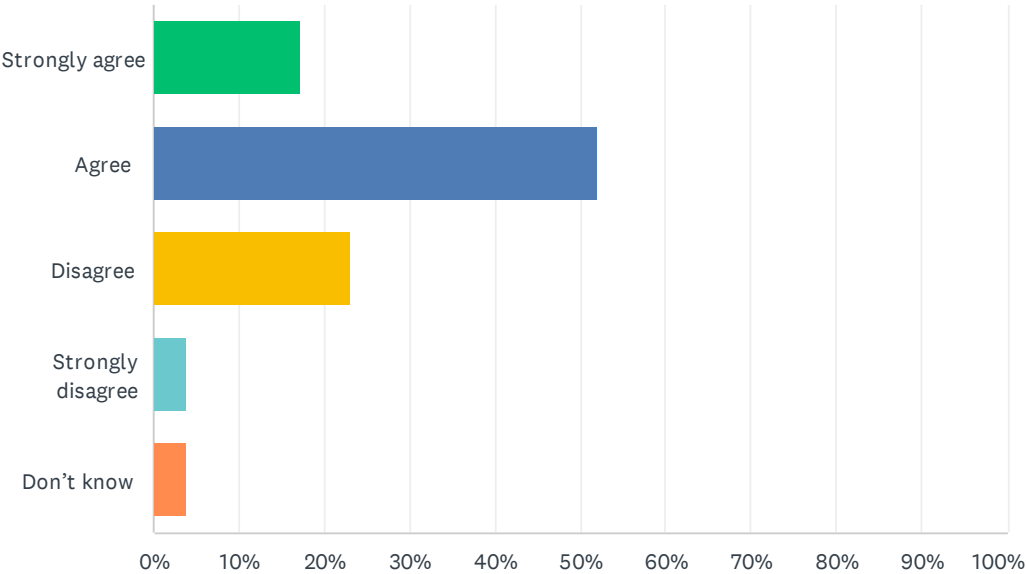
 No matching responses.

ANSWER CHOICES	RESPONSES	
Strongly agree	0.00%	0
Agree	0.00%	0
Disagree	0.00%	0
Strongly disagree	0.00%	0
Don't know	0.00%	0
TOTAL		0



Q5 My child's individual needs are met.

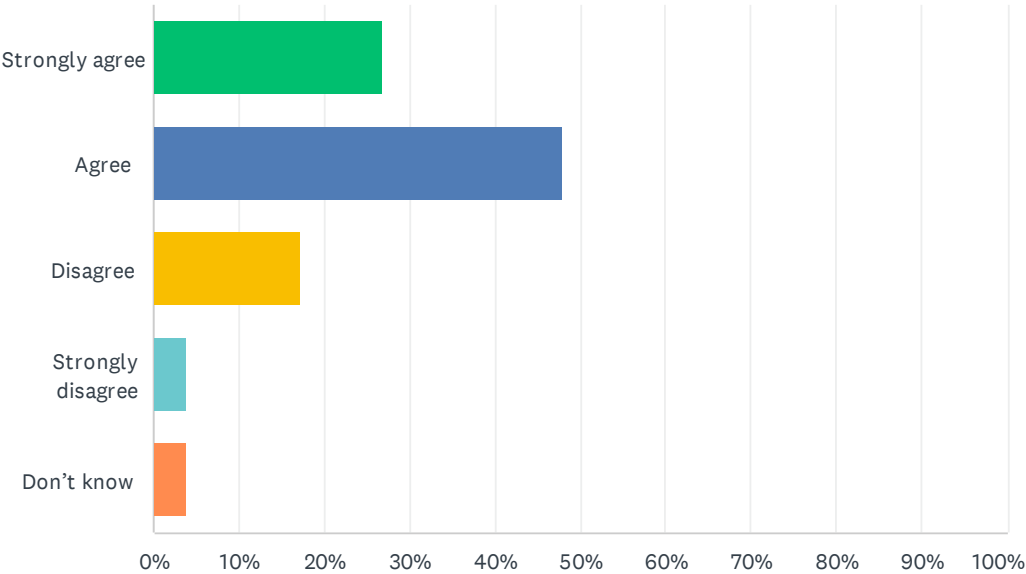
Answered: 52    Skipped: 5



ANSWER CHOICES	RESPONSES	
Strongly agree	17.31%	9
Agree	51.92%	27
Disagree	23.08%	12
Strongly disagree	3.85%	2
Don't know	3.85%	2
TOTAL		52

Q6 My child's encouraged to do their best.

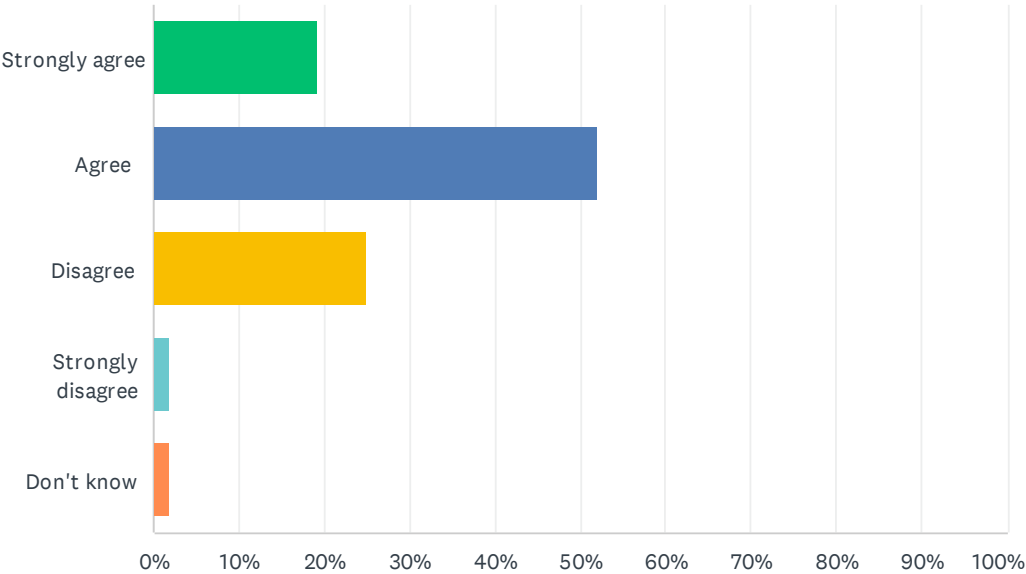
Answered: 52    Skipped: 5



ANSWER CHOICES		RESPONSES	
Strongly agree		26.92%	14
Agree		48.08%	25
Disagree		17.31%	9
Strongly disagree		3.85%	2
Don't know		3.85%	2
TOTAL			52

Q7 My child's demonstrating growth in literacy.

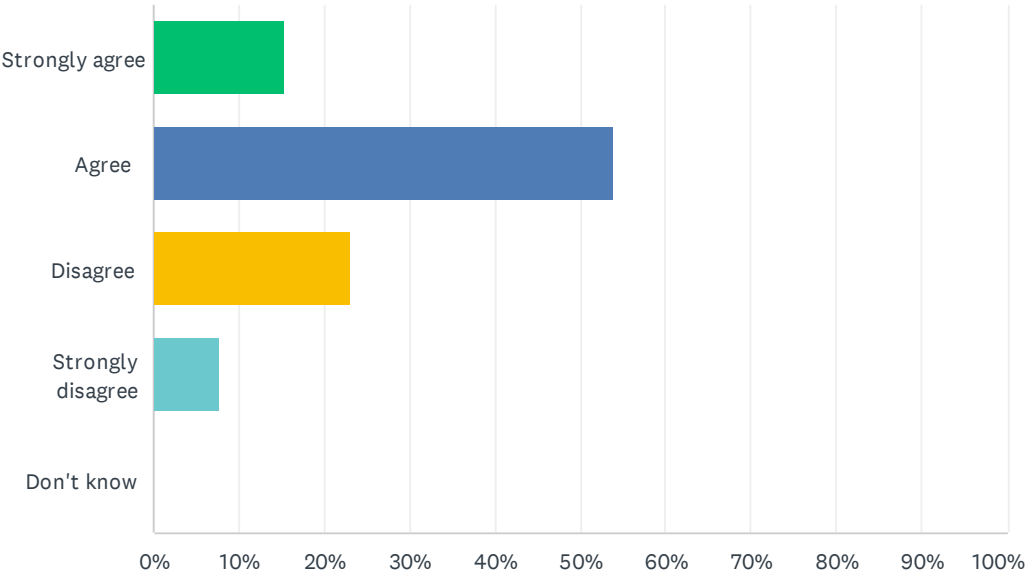
Answered: 52    Skipped: 5



ANSWER CHOICES	RESPONSES	
Strongly agree	19.23%	10
Agree	51.92%	27
Disagree	25.00%	13
Strongly disagree	1.92%	1
Don't know	1.92%	1
TOTAL		52

Q8 My child's demonstrating growth in numeracy.

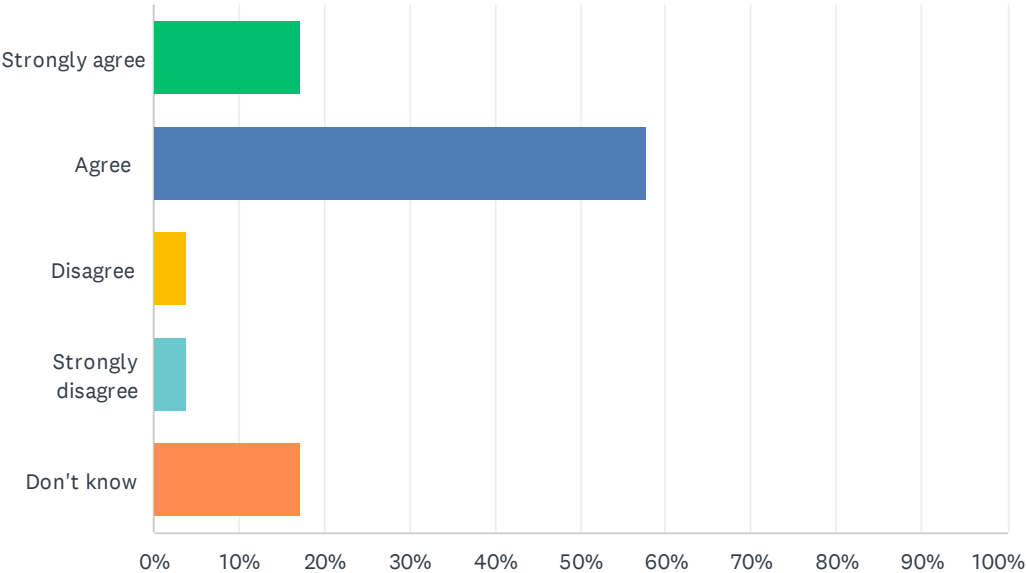
Answered: 52    Skipped: 5



ANSWER CHOICES	RESPONSES	
Strongly agree	15.38%	8
Agree	53.85%	28
Disagree	23.08%	12
Strongly disagree	7.69%	4
Don't know	0.00%	0
TOTAL		52

Q9 My child has an understanding of First Nations, Métis and Inuit culture and history.

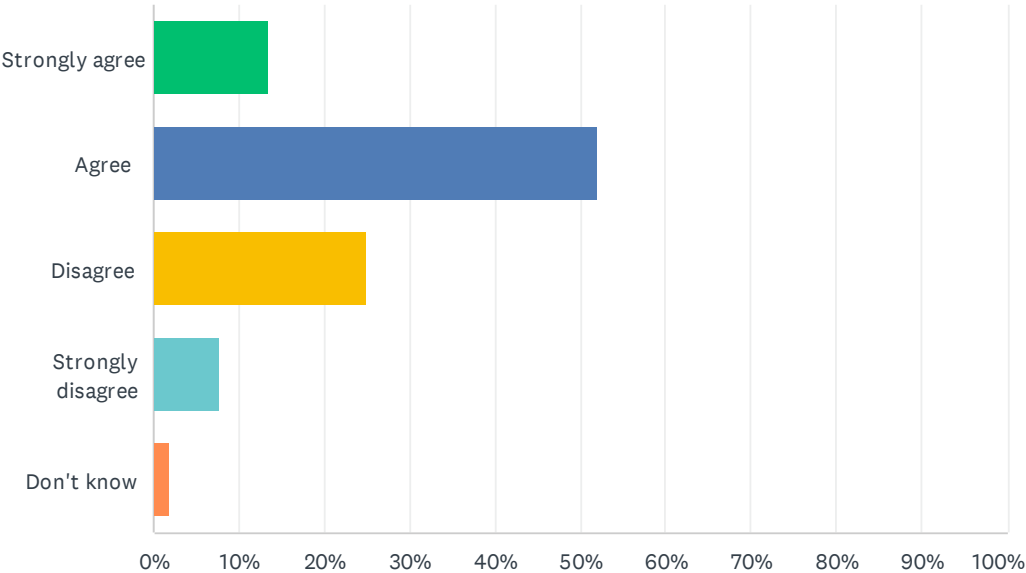
Answered: 52    Skipped: 5



ANSWER CHOICES	RESPONSES	
Strongly agree	17.31%	9
Agree	57.69%	30
Disagree	3.85%	2
Strongly disagree	3.85%	2
Don't know	17.31%	9
TOTAL		52

Q10 My child's learning the knowledge, skills and attitudes necessary to be successful in life.

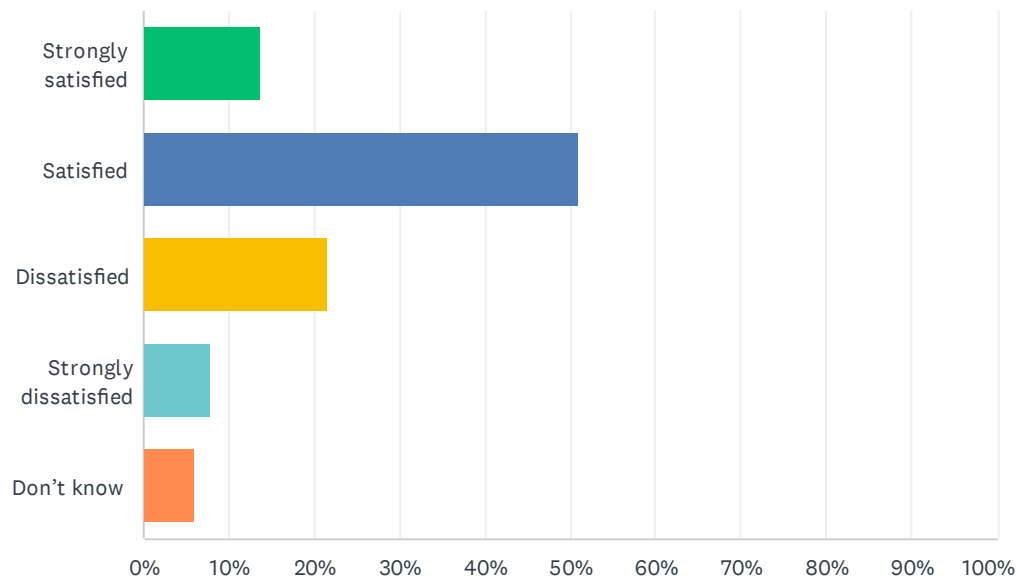
Answered: 52   Skipped: 5



ANSWER CHOICES	RESPONSES	
Strongly agree	13.46%	7
Agree	51.92%	27
Disagree	25.00%	13
Strongly disagree	7.69%	4
Don't know	1.92%	1
TOTAL		52

Q11 How satisfied are you with the quality of education your child's receiving at school?

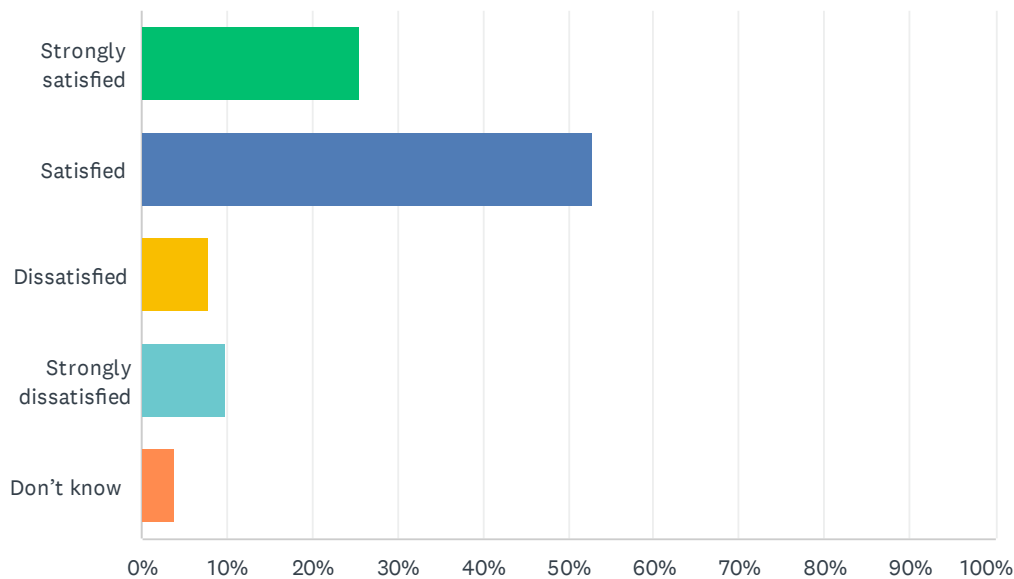
Answered: 51 Skipped: 6



ANSWER CHOICES	RESPONSES	
Strongly satisfied	13.73%	7
Satisfied	50.98%	26
Dissatisfied	21.57%	11
Strongly dissatisfied	7.84%	4
Don't know	5.88%	3
TOTAL		51

Q12 How satisfied are you with the quality of teaching at your child’s school?

Answered: 51    Skipped: 6

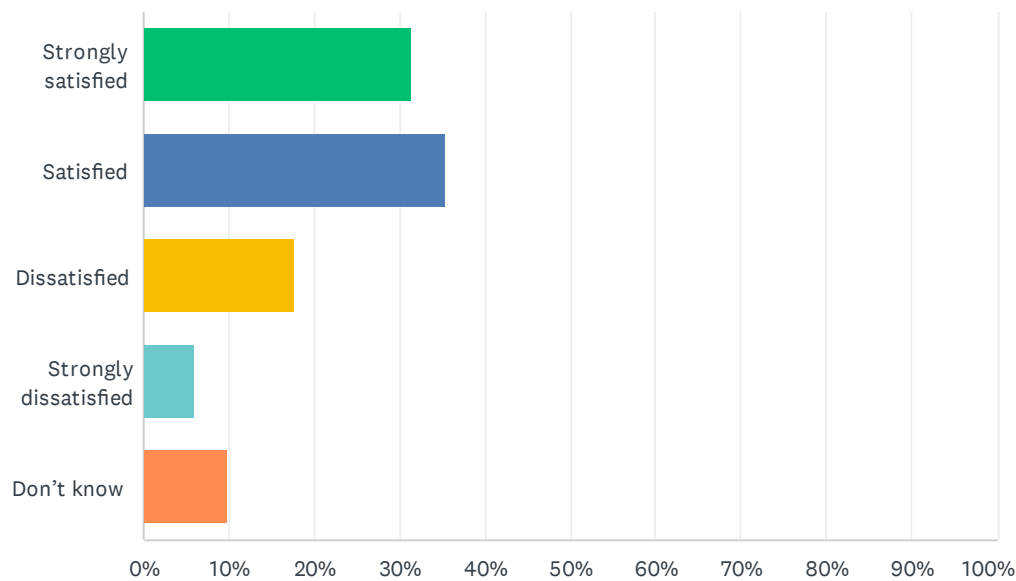


ANSWER CHOICES	RESPONSES	
Strongly satisfied	25.49%	13
Satisfied	52.94%	27
Dissatisfied	7.84%	4
Strongly dissatisfied	9.80%	5
Don't know	3.92%	2
TOTAL		51



Q13 How satisfied are you with the leadership at your child's school?

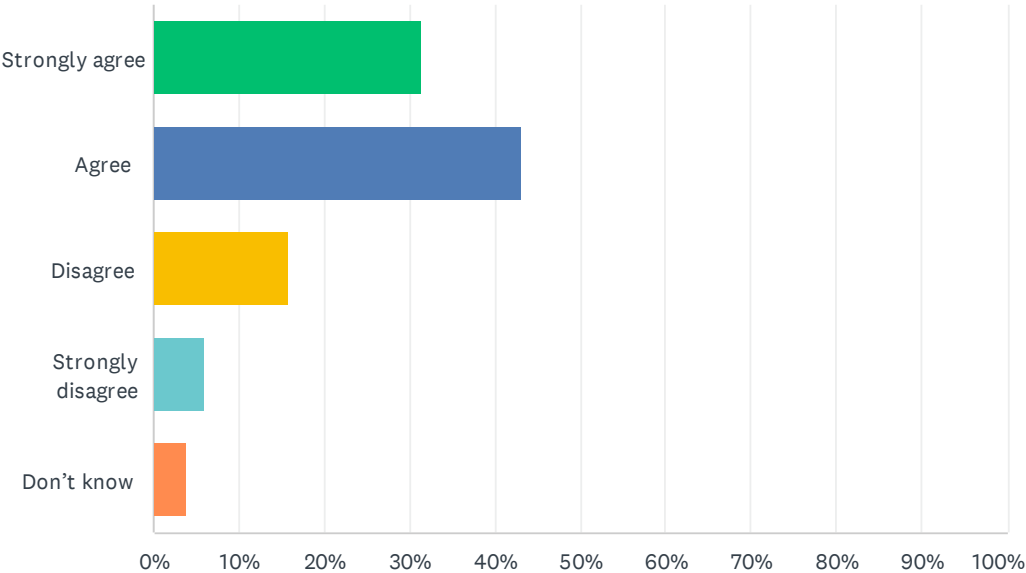
Answered: 51    Skipped: 6



ANSWER CHOICES		RESPONSES	
Strongly satisfied		31.37%	16
Satisfied		35.29%	18
Dissatisfied		17.65%	9
Strongly dissatisfied		5.88%	3
Don't know		9.80%	5
TOTAL			51

Q14 My child’s school encourages my child to be a responsible, respectful and engaged citizen.

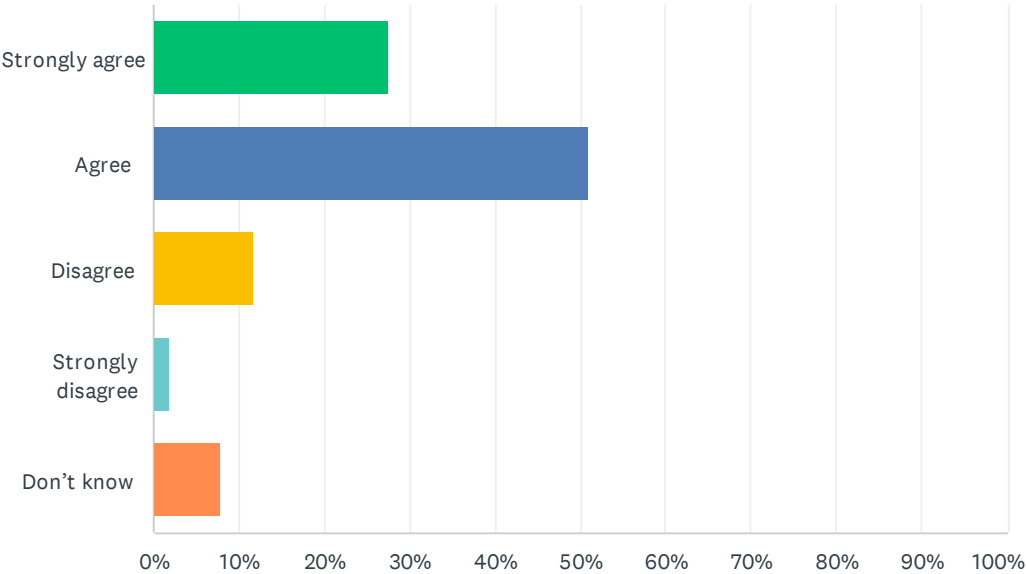
Answered: 51    Skipped: 6



ANSWER CHOICES	RESPONSES	
Strongly agree	31.37%	16
Agree	43.14%	22
Disagree	15.69%	8
Strongly disagree	5.88%	3
Don't know	3.92%	2
TOTAL		51

Q15 School staff care about my child.

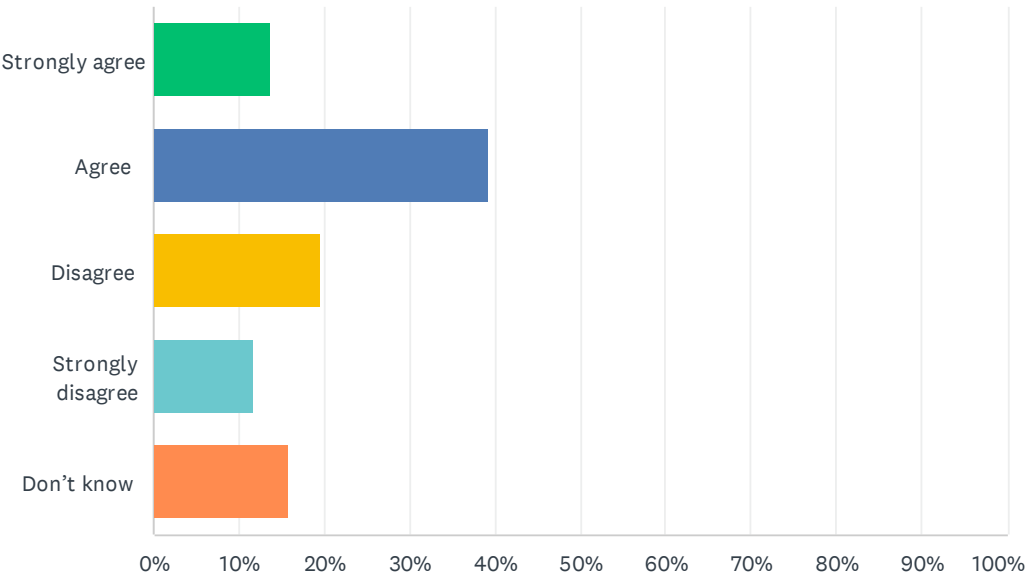
Answered: 51    Skipped: 6



ANSWER CHOICES		RESPONSES	
Strongly agree		27.45%	14
Agree		50.98%	26
Disagree		11.76%	6
Strongly disagree		1.96%	1
Don't know		7.84%	4
TOTAL			51

Q16 My child’s school handles discipline fairly and reasonably.

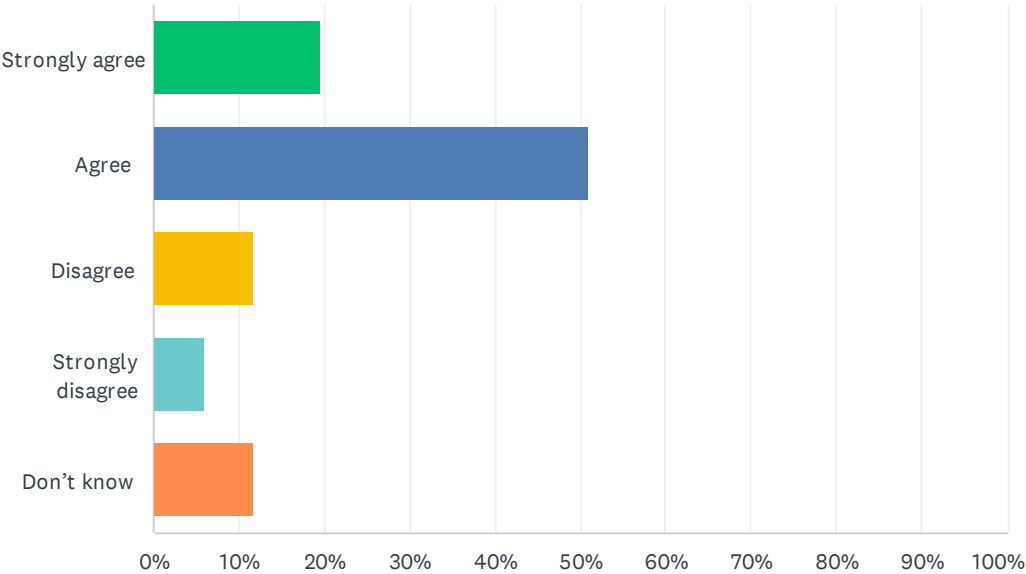
Answered: 51    Skipped: 6



ANSWER CHOICES	RESPONSES	
Strongly agree	13.73%	7
Agree	39.22%	20
Disagree	19.61%	10
Strongly disagree	11.76%	6
Don't know	15.69%	8
TOTAL		51

Q17 My child's school is safe.

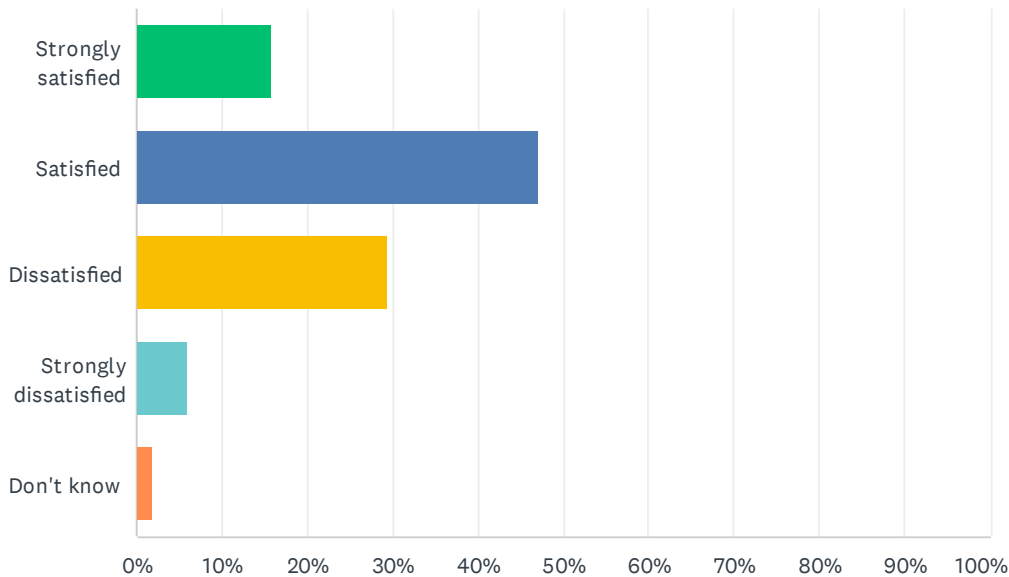
Answered: 51    Skipped: 6



ANSWER CHOICES	RESPONSES	
Strongly agree	19.61%	10
Agree	50.98%	26
Disagree	11.76%	6
Strongly disagree	5.88%	3
Don't know	11.76%	6
TOTAL		51

Q18 How satisfied are you with the resources available to support your child's learning?

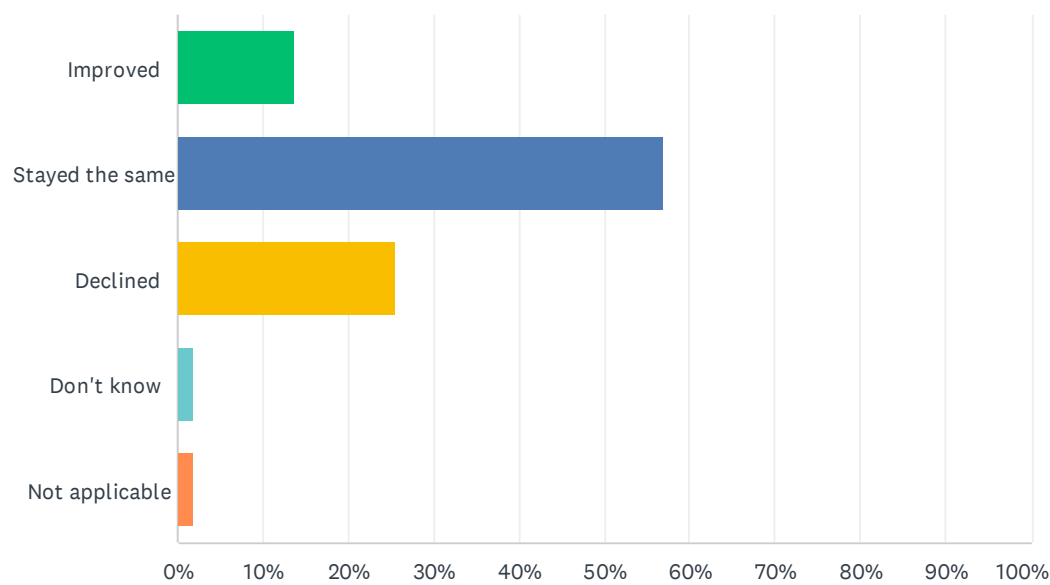
Answered: 51    Skipped: 6



ANSWER CHOICES	RESPONSES	
Strongly satisfied	15.69%	8
Satisfied	47.06%	24
Dissatisfied	29.41%	15
Strongly dissatisfied	5.88%	3
Don't know	1.96%	1
TOTAL		51

Q19 In your opinion, has the quality of education your child's experienced improved, stayed the same or declined in the past three years?

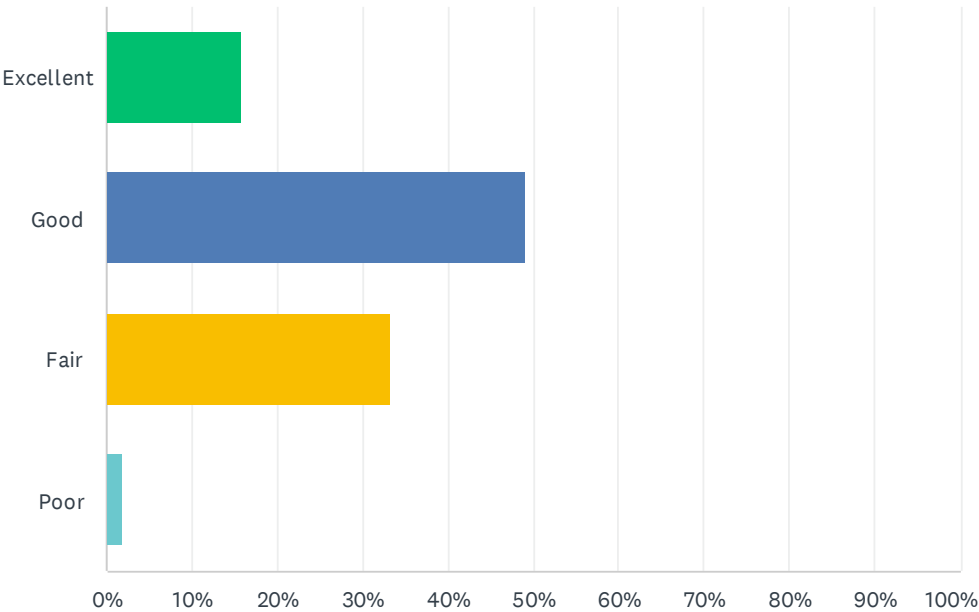
Answered: 51    Skipped: 6



ANSWER CHOICES	RESPONSES	
Improved	13.73%	7
Stayed the same	56.86%	29
Declined	25.49%	13
Don't know	1.96%	1
Not applicable	1.96%	1
TOTAL		51

Q20 How do you rate the physical condition of your child's school?

Answered: 51    Skipped: 6

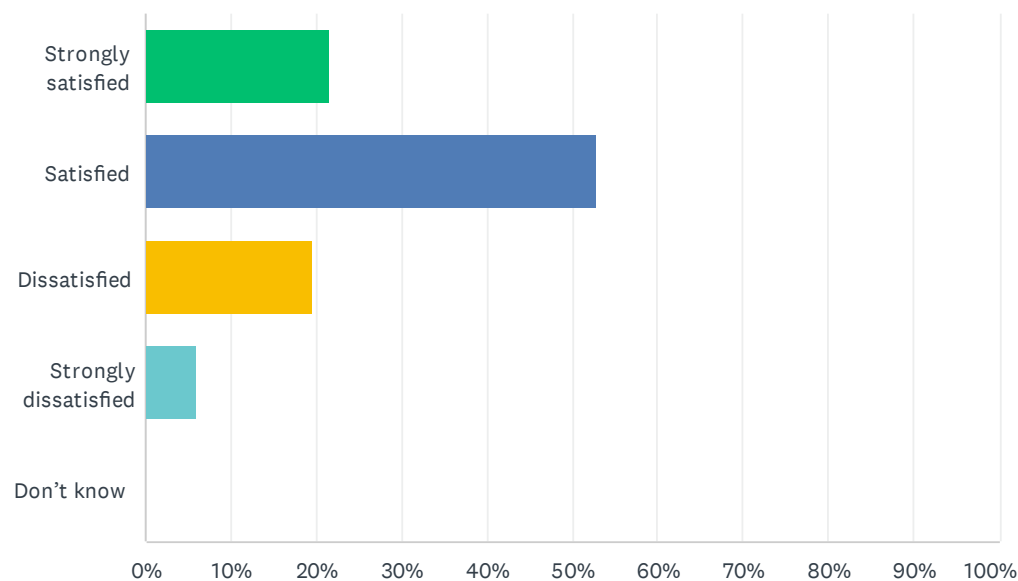


ANSWER CHOICES	RESPONSES	
Excellent	15.69%	8
Good	49.02%	25
Fair	33.33%	17
Poor	1.96%	1
TOTAL		51



Q21 How satisfied are you with the opportunities provided to be involved in your child's education?Refer to the EIPS Parent Engagement overview for examples of involvement and engagement opportunities that help support student success.

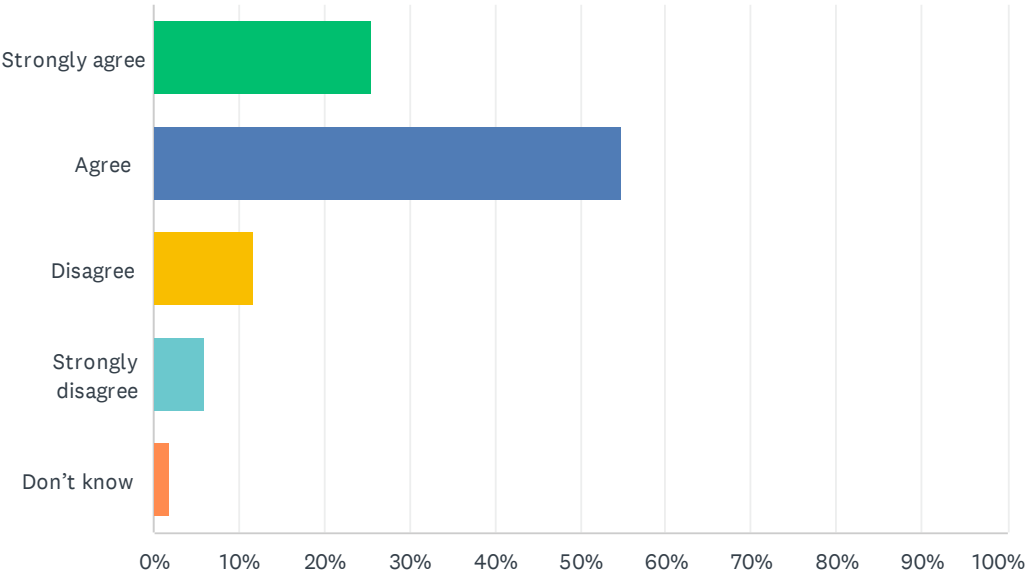
Answered: 51    Skipped: 6



ANSWER CHOICES	RESPONSES	
Strongly satisfied	21.57%	11
Satisfied	52.94%	27
Dissatisfied	19.61%	10
Strongly dissatisfied	5.88%	3
Don't know	0.00%	0
TOTAL		51

Q22 The school keeps me informed about my child's progress and achievement.

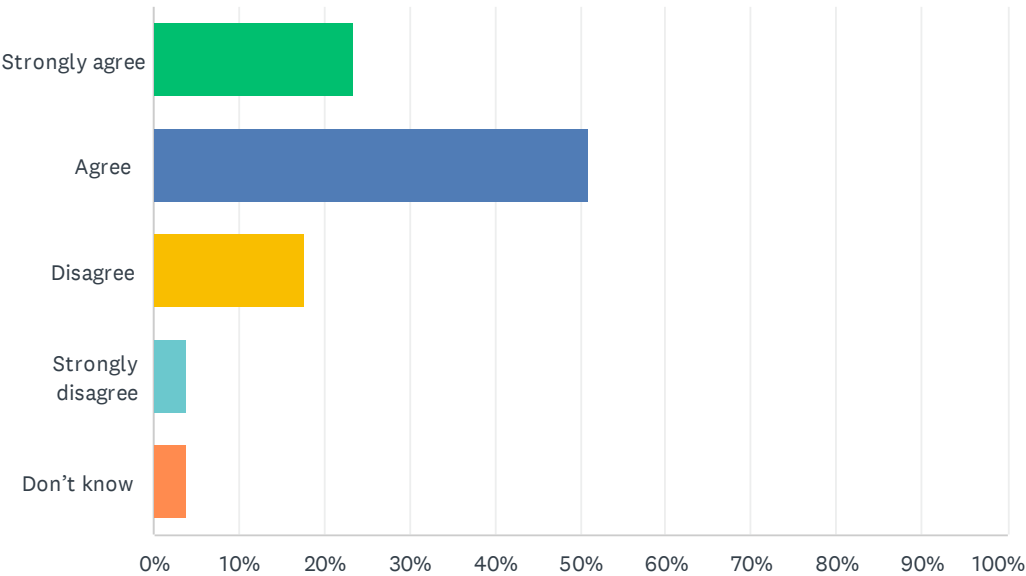
Answered: 51    Skipped: 6



ANSWER CHOICES	RESPONSES	
Strongly agree	25.49%	13
Agree	54.90%	28
Disagree	11.76%	6
Strongly disagree	5.88%	3
Don't know	1.96%	1
TOTAL		51

Q23 There is open and honest communication within my child's school.

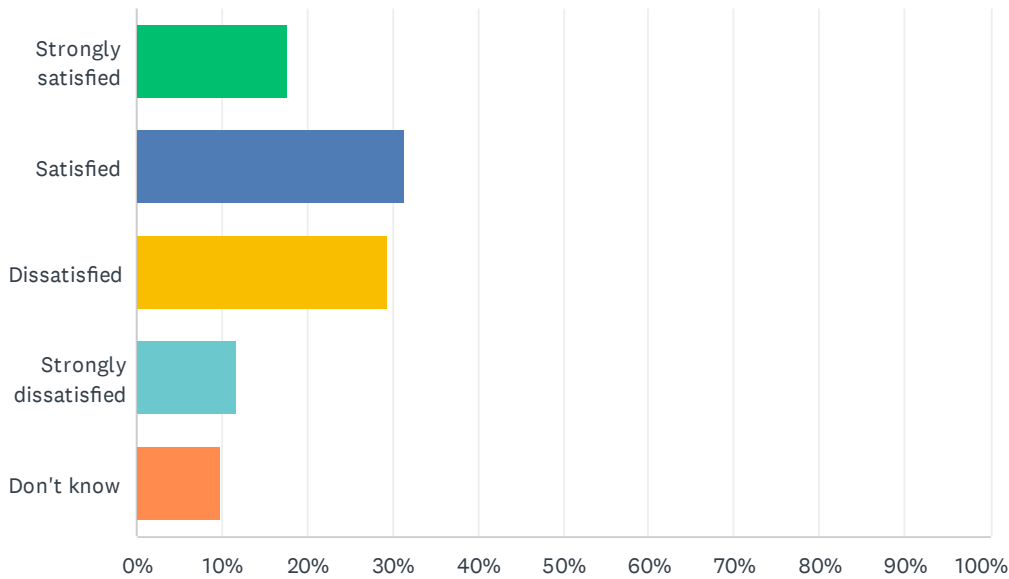
Answered: 51    Skipped: 6



ANSWER CHOICES		RESPONSES	
Strongly agree		23.53%	12
Agree		50.98%	26
Disagree		17.65%	9
Strongly disagree		3.92%	2
Don't know		3.92%	2
TOTAL			51

Q24 How satisfied are you with the Division’s commitment to engaging stakeholders—including parents and caregivers—about matters that affect decision-making and public education?Refer to the list of recent public engagement efforts throughout EIPS for examples of involvement and engagement opportunities.

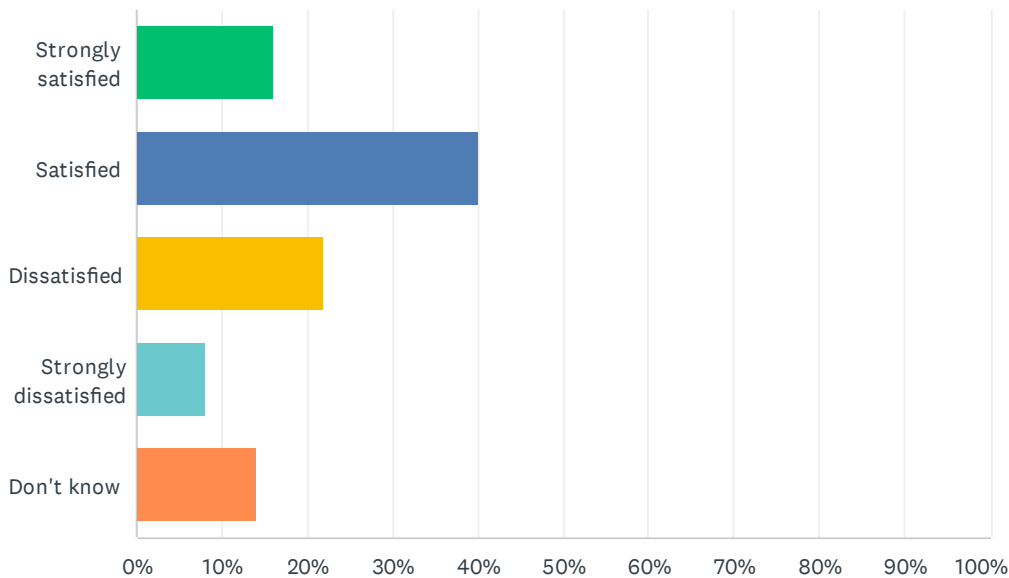
Answered: 51    Skipped: 6



ANSWER CHOICES	RESPONSES	
Strongly satisfied	17.65%	9
Satisfied	31.37%	16
Dissatisfied	29.41%	15
Strongly dissatisfied	11.76%	6
Don't know	9.80%	5
TOTAL		51

Q25 How satisfied are you with the Division’s commitment to advocating for public education?Refer to the Board Advocacy page for examples of ongoing advocacy work of the Board of Trustees.

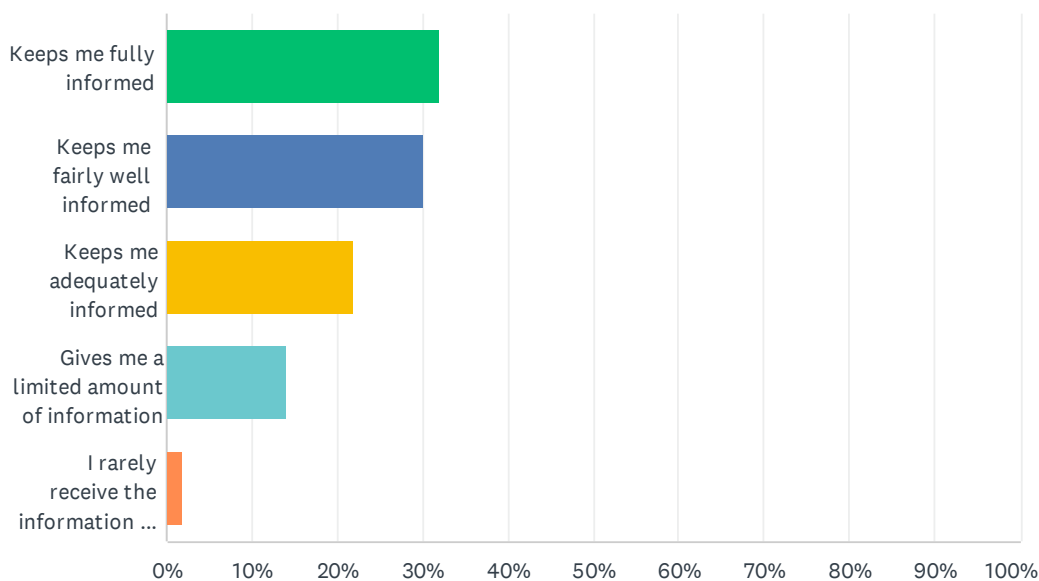
Answered: 50    Skipped: 7



ANSWER CHOICES	RESPONSES	
Strongly satisfied	16.00%	8
Satisfied	40.00%	20
Dissatisfied	22.00%	11
Strongly dissatisfied	8.00%	4
Don't know	14.00%	7
TOTAL		50

Q26 Elk Island Public Schools appreciates the opportunity to stay connected with parents and caregivers about news, activities, programs and other matters of importance. What is your impression of the communication you receive from your child's school?

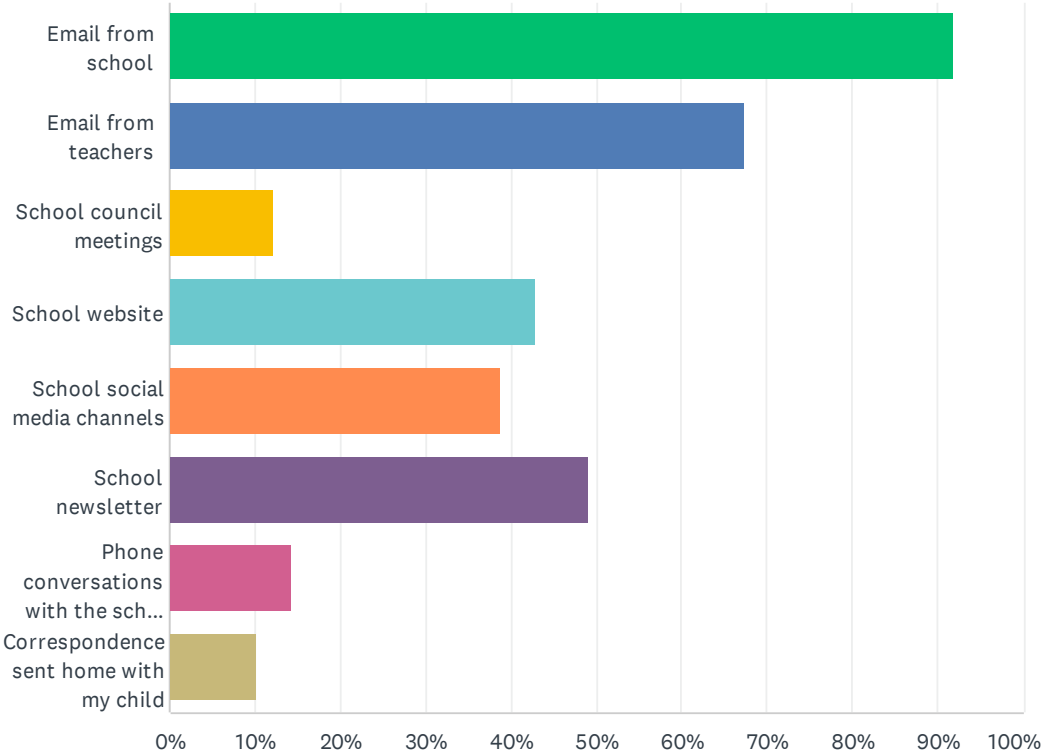
Answered: 50    Skipped: 7



ANSWER CHOICES	RESPONSES	
Keeps me fully informed	32.00%	16
Keeps me fairly well informed	30.00%	15
Keeps me adequately informed	22.00%	11
Gives me a limited amount of information	14.00%	7
I rarely receive the information I need	2.00%	1
TOTAL		50

Q27 Do you regularly make use of the following to keep up to date on school activities, programs, etc.? Check all that apply.

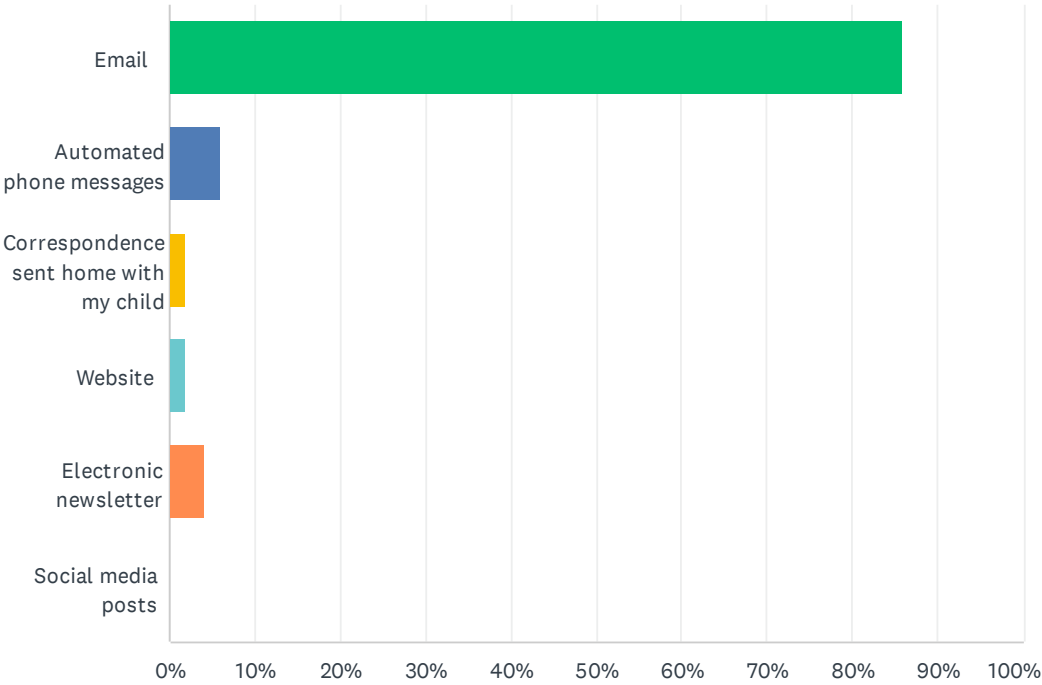
Answered: 49    Skipped: 8



ANSWER CHOICES	RESPONSES	
Email from school	91.84%	45
Email from teachers	67.35%	33
School council meetings	12.24%	6
School website	42.86%	21
School social media channels	38.78%	19
School newsletter	48.98%	24
Phone conversations with the school or teachers	14.29%	7
Correspondence sent home with my child	10.20%	5
Total Respondents: 49		

Q28 What is your most preferred method of communication from the school and Division?

Answered: 50 Skipped: 7

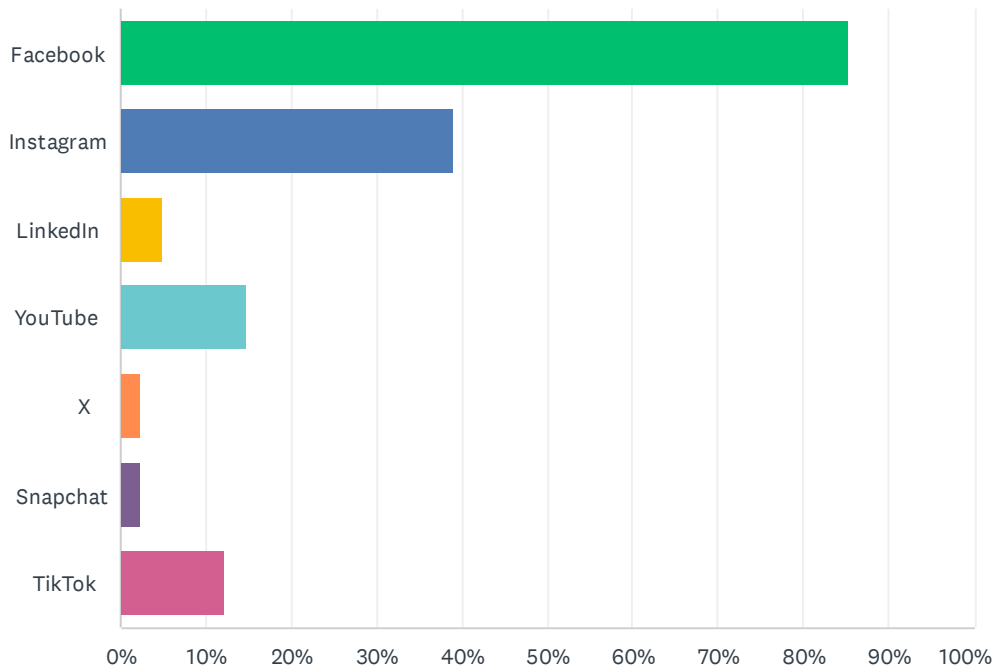


ANSWER CHOICES	RESPONSES	
Email	86.00%	43
Automated phone messages	6.00%	3
Correspondence sent home with my child	2.00%	1
Website	2.00%	1
Electronic newsletter	4.00%	2
Social media posts	0.00%	0
TOTAL		50



Q29 The Division and schools often share news and information on social media. Which of the following platforms do you use? Check all that apply.

Answered: 41    Skipped: 16



ANSWER CHOICES	RESPONSES	
Facebook	85.37%	35
Instagram	39.02%	16
LinkedIn	4.88%	2
YouTube	14.63%	6
X	2.44%	1
Snapchat	2.44%	1
TikTok	12.20%	5
Total Respondents: 41		